

PLAY.
HEAR.
FEEL.



MISSION | VISION | VALUES



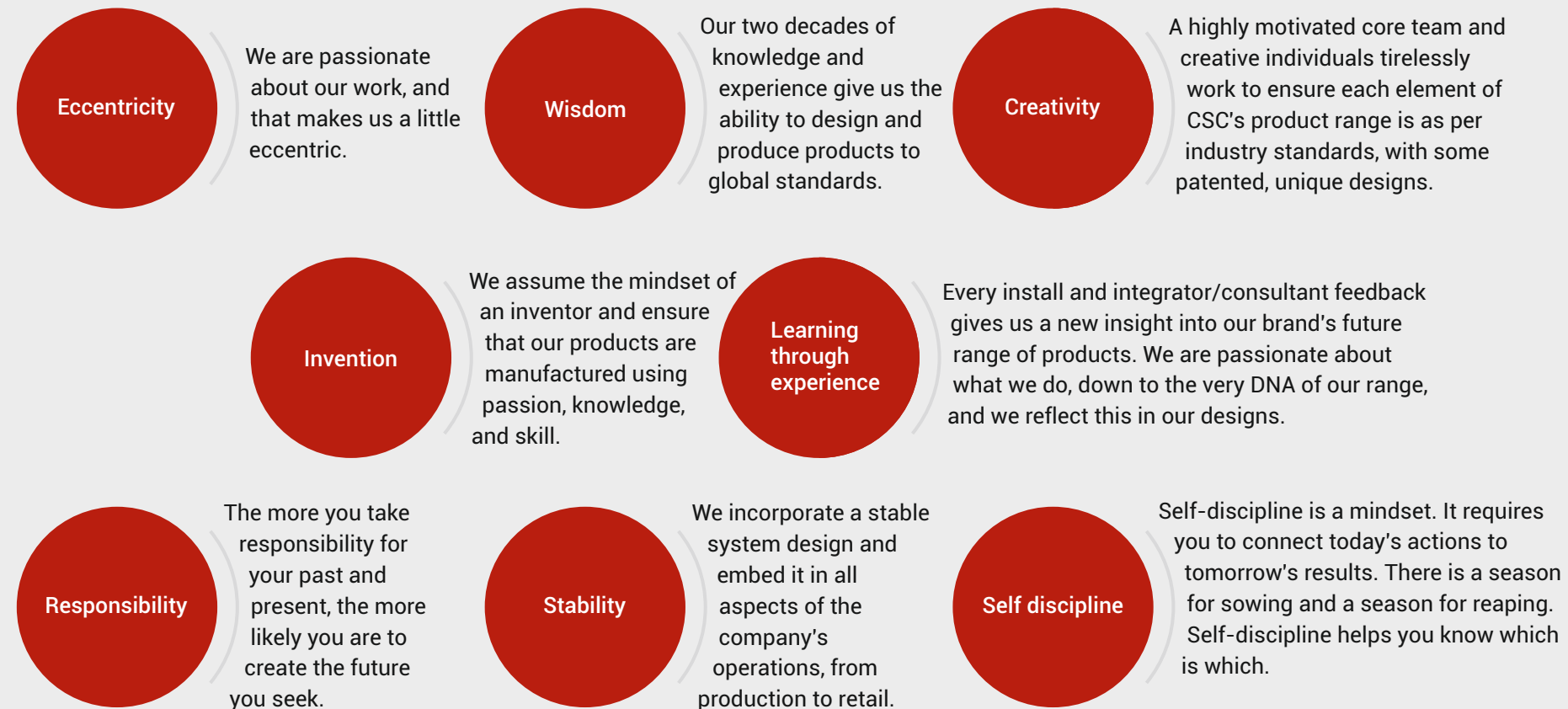
MISSION

Our mission is to design and deliver industry-leading audio products using world-class components and technology, offering an exceptional audio experience. Our dedicated and highly skilled team strives to meet and exceed customer expectations, ensuring every product coming out of our facility is unbeatable per dollar spent. Our philosophy is simple: we create products of uncompromising quality.

VISION

By providing top-quality professional audio products that are best-in-class, we hope to propel the advancement of the audio industry by setting new industry benchmarks for innovation. Our goal is to become a trusted name in the professional audio products industry.

VALUES



About CSC (CREATIVE SOUND CONCEPTS)

At CSC, we are dedicated to crafting exceptional audio products that redefine sound quality and performance. Each product is meticulously designed and developed at our facility in Germany, where a passionate team of engineers collaborates to innovate, prototype, and rigorously test new products. This commitment to precision has earned us design patents, including the shallowest double 18" subwoofer on the market.

We prioritize quality by sourcing the finest components from leading European manufacturers. Drivers come from the best in Italy, France, and Spain, while our loudspeaker cabinets are expertly crafted from durable birch or robust Aluminum extrusions. Committed to sustainability, 99% of our raw materials are recyclable and biodegradable, supporting our philosophy of a plastic-free future.

Our loudspeaker cabinets feature non-toxic, water-based paint that is UV-stabilized, mold-resistant, and biodegradable, supplied by trusted German partners. This coating ensures water resistance and prevents moisture intrusion. For hardware, we use corrosion-resistant alloys, and all metal components are treated to minimize environmental impact.

When it comes to amplifiers, we incorporate super-efficient silicon carbide

devices in a Class D topology, reducing heat loss and power consumption for enhanced performance. Additionally, all products meet international standards, with certifications like FCC, CE, and RoHS, and most products include GLL files for precise simulations.

Our 20,000-square-foot assembly facility in Mohali, India, produces products in small batches, maintaining strict quality standards. Every product undergoes rigorous testing to ensure flawless performance.

Trusted in over 15 countries, including Europe, North America, Asia, Africa, and the Middle East, CSC is a preferred choice for esteemed brands and establishments such as Hilton, Taj, Pullman, and JW Marriott. Our installations span amusement parks, government facilities, and defence establishments, with over 2,000 large installations completed worldwide.

We offer round-the-clock after-sales service, supported by a dedicated team and service partners. Our success lies in fostering long-term client relationships, with most of our business coming from repeat customers and referrals. Today, CSC Audio stands among the top pro audio brands internationally, delivering high-quality products that leave a lasting impression on audiences everywhere.



Established in the UK



Engineered in Germany



Played across the Globe



Assembled in India

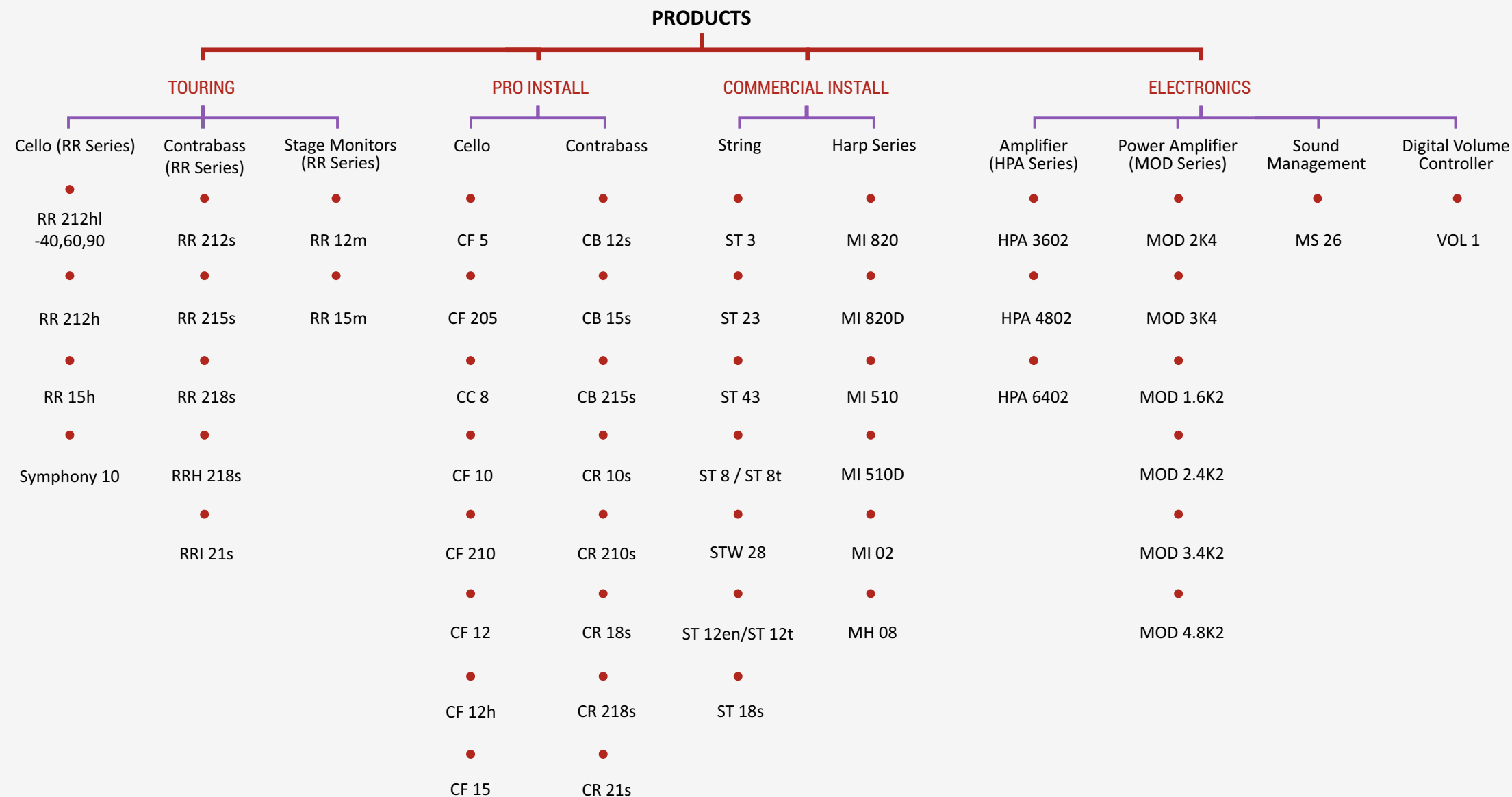
from the Director's desk

At Creative Sound Concepts (CSC), we are a team of engineers and audio professionals united by a shared passion for developing technically proficient professional audio products. With over two decades of experience, we have meticulously designed each product to reflect excellence.

Our focus is on creating compact, high-efficiency solutions without compromising acoustic performance. By leveraging European technology and components, we enhance the audio experience while ensuring ease of use. Each CSC product embodies our commitment to innovation and quality, meeting the diverse needs of our clients with world-class sound.

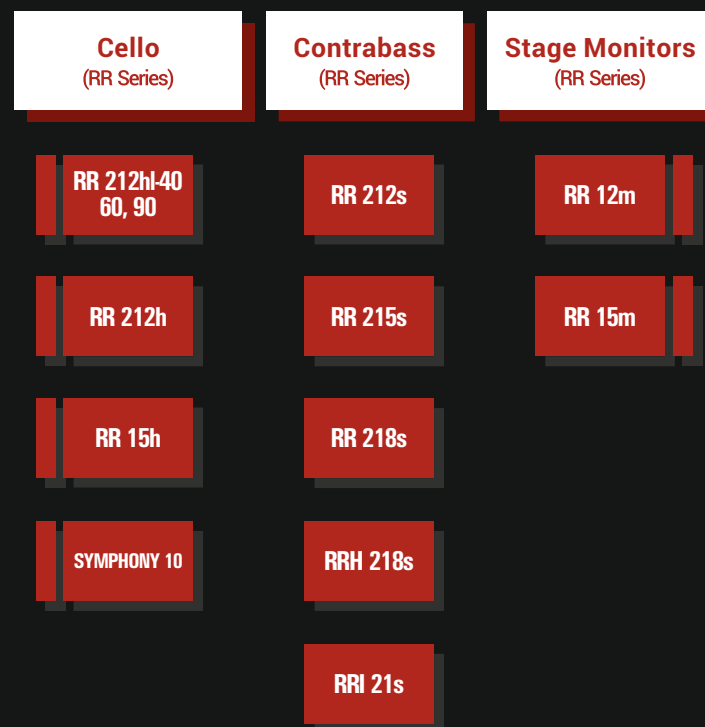
Daniel
Director
Creative Sound Concepts

Our Product Range



TOURING

Touring



TOURING

CELLO • RR 212hl



The Cello RR series is a horn-loaded loudspeaker system that is relatively light and compact, offering excellent clarity and directivity control. Cello RR 212hl is a passive bi-amp driven, 3-way horn-loaded, point source loudspeaker. The LF section features two customized 12" drivers loaded using a V-chamber aided reflex-tuning for added sensitivity and low-frequency directivity. The horn supporting the 1" HF in the HMF section acts as a phase plug, increasing the sensitivity and directivity of the mid and high sections. The 8" driver seamlessly crosses over into the 1" HF using a passive network, making each driver highly efficient and distortion-free by reducing their stress. The HMF section being coaxially horn-loaded gives a great solution for both installed and touring sound applications. Its cleverly designed horn acts as an acoustical amplifier, enhancing its sensitivity and directivity. This increases the mid-band SPL, propagating the highest frequencies without compromising power. This design helps the cabinet to perform brilliantly in reverberant environments. The CSC RR 212HL has three variants having different dispersions (VxH).

RR 212hl - 40° 40°x40°
 RR 212hl - 60° 40°x60°
 RR 212hl - 90° 40°x90°

The throw comes from an array of low drivers. A 3x3 array will focus sound better than a 2x2 due to its directivity advance and front field extension. Arrays can also be easily mixed. A 3x3 format using RR 212hl-40 for long-throw can be used with two single RR 212hl-90 cabinets for near-field. For large stages, a hang of three deep RR 212hl-90 can be employed as a centre fill. RR 212hl can be used as a single unit or in arrays of up to nine cabinets (3 wide and 3 deep) with a 3 deep centre fill. The RR 212hl represents a unique design concept that provides an unusually high degree of rigging flexibility and three available coverage patterns. This premium product provides improved dynamic performance, including reduced distortion and power compression. The three-way cabinet measures 10 dB less distortion between 1 and 3 k over conventional cabinets. The passive crossover in the HMF section is tuned to ensure a flat frequency response with a clear vocal section. This design has enough headroom for minimum distortion. The use of a CSC Maestro MS 26 controller is a recommended choice with the RR 212hl. Customized presets for all combinations are available with the system. The Contrabass CR 218s, CB 215s, RR 218s, RRH 218s and RRI 21s sub-woofers seamlessly couple with the Cello RR 212hl.

PRODUCT SPECIFICATIONS

Model	RR 212hl-40	RR 212hl-60	RR 212hl-90
Type	Bi-amped, semi horn-loaded, three-way, Long throw, Mid-high	Bi-amped, Horn loaded, Coaxial, Three way, Long throw, Mid-high	Bi-amped, Horn loaded, Coaxial, Three way, Long throw, Mid-high
Frequency Response	75 Hz - 20 kHz	75 Hz - 20 kHz	75 Hz - 20 kHz
Drivers	LF: 2 x 12" with a 2.56" V.C, MF: 8" with a 2" V.C and HF:1" with a CD 1.4" VC	LF: 2 x 12" with a 2.5" V.C, MF: 8" with a 2.0" VC and HF:1" with a CD 1.4" V.C	LF: 2 x 12" with a 2.5" V.C, MF: 8" with a 2.0" V.C and HF:1" with a CD 1.4" V.C
Recommended Amplifier Upto	1200/500 Watts	1200/500 Watts	1200/500 Watts
Sensitivity (1 W / 1 m)	LF : 103 , HMF : 108 dB	LF : 103 , HMF : 108 dB	LF : 103 , HMF : 108 dB
Maximum Spl Continuous/max	LF : 130 , HMF : 130 dB	LF : 130 , HMF : 133 dB	LF : 130 , HMF : 133 dB
Maximum Spl Peak	LF : 136 , HMF : 136 dB	LF : 136 , HMF : 136 dB	LF : 136 , HMF : 136 dB
Nominal Impedance	LF ; 8 Ohms , HMF :8 Ohms	LF ; 8 Ohms , HMF :8 Ohms	LF ; 8 Ohms , HMF :8 Ohms
Dispersion	40° x 40°	40° x 60°	40° x 90°
Crossover	LF/HMF active, MF/HF passive	LF/HMF active, MF/HF passive	LF/HMF active, MF/HF passive
Enclosure	Baltic birch ply	Baltic birch ply	Baltic birch ply
Finish	Textured black paint	Textured black paint	Textured black paint
Protective Grill	Perforated Powder-coated Steel	Perforated Powder-coated Steel	Perforated Powder-coated Steel
Connectors	2 x Neutrik NL8	2 x Neutrik NL8	2 x Neutrik NL8
Pin Connections	Input LF: ± 3, HF: ± 4 Link through LF ± 3, HF: ± 4	Input LF: ± 3, HF: ± 4 Link through LF ± 3, HF: ± 4	Input LF: ± 3, HF: ± 4 Link through LF ± 3, HF: ± 4
Standard Colours	Black / White	Black / White	Black / White
Fitting	Side Rails and Flying Frame	Side Rails and Flying Frame	Side Rails and Flying Frame
Horn	Non Rotatable	Non Rotatable	Non Rotatable
Rated Continuous Power AES	600/250/60 Watts	600/200/60 Watts	600/200/60 Watts
Rated Maximum Power / Program Power	1200/500/120 Watts	1200/400/120 Watts	1200/400/120 Watts
Peak Power	2400/1000/240 Watts	2400/800/240 Watts	2400/800/240 Watts
Accessories	Speaker ground stacking separator, felted waterproof covers, flying hardware	Felted waterproof covers, Flying hardware	Felted waterproof covers, Flying hardware
Dimensions For Product (in mm)	(W) 671 x (H) 756 x (D) 465	(W) 671 x (H) 756 x (D) 465	(W) 671 x (H) 756 x (D) 465
Dimensions Including Packing (in mm)	(W) 820 x (H) 766 x (D) 550	(W) 820 x (H) 766 x (D) 550	(W) 820 x (H) 766 x (D) 550
Net Weight (kgs)	48	48	48
Shipping Weight (kgs)	51	51	51


KEY FEATURES

- Can be used as a single unit or in arrays of up to nine cabinets
- Represents a unique design concept
- Provides an unusually high degree of rigging flexibility
- Offers dynamic performance
- Reduced distortion and power compression

APPLICATIONS

- Live performance
- Church
- Auditoriums
- Stadiums
- Large night clubs

RR 212hl



TOURING

CELLO • RR 212h

The Cello RR 212h is a bi-amped two-way cabinet designed for power and voice propagation. Its exceptional sound reinforcement uses a pair of customized dual 12" (300 mm) low-frequency transducers with a 3" (77 mm) voice coil. The high-frequency section is reinforced with a powerful 2" (50 mm) compression driver having a 2.5" (65 mm) voice. These are mounted on a constant directivity rotatable 60° x 40° horn.

The RR 212h is made of Baltic birch ply and is intended for touring and high-end installations, particularly where serious SPLs are required while keeping vocal propagation in mind. A smart design with clever construction contributes to its relatively compact size.

The use of a CSC Maestro MS 26 controller is recommended with the RR 212H. This cabinet is perfect for live applications or a nightclub.

The touring RR 212h is a perfect match with the CR 218s, RRH 218s and the RR 218s subwoofers.

Flying rails on its side and behind are standard hardware for ease of mounting. It is available in nontoxic black texture paint with a top hat and rubber feet as standard accessories.

KEY FEATURES

- Compact bi-amped two-way system
- 60° x 40° Dispersion
- Installing rails on its sides & behind

APPLICATIONS

- Concerts & live bands
- Spacious auditoriums
- Worship centers
- Enhancement of club sound
- Main PA for large installations

PRODUCT SPECIFICATIONS

MODEL	RR 212h
Type	Bi-amped two-way medium throw mid high
Frequency Response (1)	65 Hz-17.5 kHz ± 3 dB
Drivers	LF: 2 x12" (300 mm) with a 3" (77 mm) V.C, HF: 2" (50 mm) compression driver with a 2.5" (65 mm) V.C
Recommended Amplifier Upto	1500/160 Watts
Sensitivity (1 W / 1 m)	101/109 dB
Maximum SPL (9)	132 dB continuous, 136 dB Max
Nominal Impedance	LF-4 Ohms, HF-8 Ohms
Dispersion	60° x 40°
Crossover	HPF 100 Hz
Enclosure	Baltic birch ply
Finish	Textured black paint
Protective Grill	Perforated steel
Connectors	2 x Neutrik NL8
Pin Connections	Input LF: ± 3, HF: ± 4; Link through LF: ± 3, HF: ± 4
Standard Colours	Black / White
Fittings	Flying rails, Top hat
Horn	Rotatable
Rated Continuous Power AES	1000 Watts / 80 Watts
Rated Maximum Power/Program Power	2000 Watts / 160 Watts
Peak Power	4000 Watts / 320 Watts
Accessories	Speaker poles, felted waterproof covers, flying hardware
Dimensions - Product (in mm)	(W) 363 x (H) 833 x (D) 438
Dimensions - Including packing (in mm)	(W) 431 x (H) 912 x (D) 488
Net Weight (kgs)	38
Shipping Weight (kgs)	42



RR 212h

TOURING

CELLO • RR 15h

The Cello RR 15h is a powerful, versatile bi-amped two-way full-range loudspeaker cabinet designed to provide exceptional sound reinforcement. It features a powerful and fast 15" (375 mm) low-frequency transducer housing a 3" (75 mm) voice coil. Reinforcing the HF section of this cabinet lies a powerful 2" (50 mm) neodymium compression driver (with a 2.5" (65 mm) voice coil) mounted on a 60° x 40° horn which has constant directivity and is rotatable.

Crafted in Baltic birch, it is perfectly designed for touring and high-end installation. Natural and uncolored timber makes the cabinet perfect for use without a sub-woofer. Its high sensitivity driver's unique construction focuses on accuracy and power.

The use of a Maestro MS 26 controller is a recommended choice with the RR 15h. The cabinet is perfect for live applications or a pounding nightclub.

The Contrabass CR 218s, CB 215s, CR 18s, RR 218s, and RRH 218s sub-woofers seamlessly couple with the Cello RR 15h.

KEY FEATURES

- Compact two-way bi-amped system
- Dispersion 60° x 40°
- Mounting rails on its sides & behind

APPLICATIONS

- Live band
- Cinema
- Auditoriums
- House of worship
- Club sound enhancement

PRODUCT SPECIFICATIONS

MODEL	RR 15h
Type	Bi-amped two way mid high configured for medium throw application
Frequency Response (1)	70 Hz-17.5 kHz ± 3 dB
Drivers	LF: 15" (375 mm) with a 3" (75mm) V.C, HF: 2" (50mm) compression driver with a 2.5" (65mm) V.C
Recommended Amplifier Upto	1000/160 Watts
Sensitivity (1 W / 1 m)	103/109 dB
Maximum SPL (9)	129/131 dB continuous, 135/137 dB Max
Nominal Impedance	LF-8 Ohms, HF-8 Ohms
Dispersion	60° x 40°
Crossover	HPF 100 Hz
Enclosure	Baltic birch ply
Finish	Textured black paint
Protective Grill	Perforated steel
Connectors	2 x Neutrik NL8
Pin Connections	Input LF: ± 3, HF: ± 4; Link through LF: ± 3, HF: ± 4
Standard Colours	Black / White
Fittings	Flying rails, Top hat
Horn	Rotatable
Rated Continuous Power AES	500 Watts / 80 Watts
Rated Maximum Power/Program Power	1000 Watts / 160 Watts
Peak Power	2000 Watts / 320 Watts
Accessories	Speaker poles, Felted waterproof covers, Flying hardware
Dimensions - Product (in mm)	(W) 442 x (H) 722 x (D) 374
Dimensions - Including packing (in mm)	(W) 511 x (H) 791 x (D) 443
Net weight (kgs)	24
Shipping Weight (kgs)	28



RR 15h

TOURING

CELLO • SYMPHONY 10



The CSC Symphony 10 is a two-way line array element designed to meet the stringent criteria of wave front sculpture technology, as set by the Audio Engineering Society. It addresses inter-cabinet interference in the vertical dispersion by maintaining constant gaps between adjacent waveguides using precise rigging and waveguide geometry. This design ensures minimal interference and a flat wave front at the exit, providing excellent phase response and frequency control. The Symphony 10's design features controlled horizontal dispersion with LF drivers mounted behind the horn, achieving accurate directivity control despite the compact size of the HF section.

This makes it a versatile and high-performance solution for both permanent installations and demanding touring applications.

KEY FEATURES

- Compact two-way line array
- Horn 80° x 15°
- Flying hardware embedded into the cabinet walls
- Innovative integrated flying hardware for easy setup

APPLICATIONS

- Live bands and Concerts
- Large club installs
- Auditoriums
- Places of Worship
- Stadiums

PRODUCT SPECIFICATIONS

MODEL	Symphony 10
Type	Bi-amped two-way Line array element
Frequency Response (1)	55 Hz-19.5 kHz ± 3 dB
Drivers	LF: 2 x10" (300 mm) neo with a 3" (77 mm) V.C, HF: 1.4" (34 mm) compression driver with a 3" (77 mm) V.C
Recommended Amp. Upto	Depending on array length
Sensitivity (1 W / 1 m)	LF 97 dB (single cabinet) + HF 110 dB (single cabinet)
Maximum SPL (9)	129 dB continuous, 134 dB Max
Nominal Impedance	8/8 Ohms
Dispersion	80° (H) x 15° (V)
Crossover	HPF 110 Hz
Enclosure	Baltic birch ply
Finish	Black textured paint
Protective Grill	Treated and coated steel grill with acoustically neutral fabric
Connectors	2 x Neutrik NL4
Pin Connections	LF: ± 1, Link through LF: ± 2
Standard Colors	Black
Fittings	Flying frame
Rated Continuous Power AES	900 Watt
Rated Maximum Power/Program Power	1800 Watt
Peak Power	3600 Watt
Accessories	Flying frame felted waterproof covers, Flying
Wave Guide	Isophasic horn
Dimensions - Product (in mm)	(W) 732 x (H) 665 x (D) 418
Dimensions - Including packing (in mm)	(W) 780 x (H) 695 x (D) 455
Net weight (kgs)	35
Shipping Weight (kgs)	40



SYMPHONY 10

TOURING

CONTRABASS ● RR 212s



The Contrabass RR 212s is a low profile reflex loaded sub woofer. It is designed for applications where sub-woofers are easy to carry without compromising for power. The trend of high standard interiors in entertainment and catering venues requires sub-woofer concealment and minimal floor space. The sub woofer with its power handling of 800 watts can fill any venue with sound.

RR 212s Sub woofer adds deeper, more commanding bass to the systems performance. Its 2x12" long-excursion drivers pack all the power of a larger bass box into a more compact design that's easier to carry and fits in a car. The loudspeaker delivers high SPL performance while maintaining vocal clarity taking away the stress from the mid high. A mounting stand fits into the top hat between the sub woofer and mid high.

PRODUCT SPECIFICATIONS

MODEL	RR 212s
Type	Compact sub-woofer
Frequency Response	45 Hz-250 Hz ± 3 dB
Drivers	LF:2x12" (300mm)/ with 3" (75mm) V.C, LF driver
Recommended Amplifier Upto	1500 W
Sensitivity (1 W / 1 m)	101 dB
Maximum SPL (9)	129 dB continuous, 135 dB peak
Nominal Impedance	4 Ohms
Dispersion	Omni
Crossover	100 Hz active/ passive LPF
Enclosure	Baltic birch ply
Finish	Textured black paint
Protective Grill	Perforated steel
Connectors	2 x Neutrik NL4
Pin Connections	Input: ± 1, Link through: ± 2
Standard Colours	Black / White
Horn	NA
Rated Continuous Power AES	800 Watts
Rated Maximum Power/Program Power	1600 Watts
Peak Power	3200 Watts
Accessories	Castors, Speaker poles, felted waterproof covers
Dimensions - Product (in mm)	(W) 501 x (H) 498 x (D) 651
Dimensions - Including packing (in mm)	(W) 525 x (H) 514 x (D) 670
Net Weight (kgs)	39
Shipping Weight (kgs)	42

KEY FEATURES

- Compact, high-performance reflex loaded 2x12" sub-woofer
- Top hat for mounting mid high directly on the sub woofer
- Easy to install
- Can be retrofitted into existing venues

APPLICATIONS

- Small DJ's
- Small bands
- Lounges and Bars



RR 212s

TOURING

CONTRABASS • RR 215s



The Contrabass RR 215s is a reflex-loaded, dual 15" (375 mm), 1000 watt sub-woofer with a double suspension. It is the main system to be used with the Cello series top cabinets. The sub-woofer has been designed to kick without losing its extended low-frequency response. Suitable for use in fixed installation and mobile application, the RR 215s is an extremely versatile sub-woofer for integrators.

It has been specially designed for live bands and nightclubs. For demanding applications, the CSC Maestro MS 26 controller is configured to perform with its EQ and limiter functions are pre-loaded in the controller. CC 8, CF 10, CF 12, CF 15, CF 12h, RR 212h, RR 15h and RR 15hl are a perfect match for RR 215s.

PRODUCT SPECIFICATIONS

MODEL	RR 215s
Type	Reflex loaded sub-woofer
Frequency Response (1)	39 Hz-250 Hz \pm 3dB
Drivers	LF: 2 x15" (375 mm) with a 4" (100 mm) V.C
Recommended Amplifier Upto	2000 Watts
Sensitivity (1 W / 1 m)	100 dB
Maximum SPL (9)	130 dB continuous, 136 dB Max
Nominal Impedance	4 Ohms
Dispersion	Omni
Crossover	LPF 100Hz
Enclosure	Baltic birch ply
Finish	Textured black paint
Protective Grill	Perforated steel
Connectors	2 x Neutrik NL8
Pin Connections	Input: \pm 1, Link through: \pm 2
Standard Colours	Black / White
Horn	NA
Rated Continuous Power AES	1000 Watts
Rated Maximum Power/Program Power	2000 Watts
Peak Power	4000 Watts
Accessories	Castors, Speaker poles, felted waterproof covers
Dimensions - Product (in mm)	(W) 964 x (H) 488 x (D) 653
Dimensions - Including packing (in mm)	(W) 986 x (H) 510 x (D) 679
Net Weight (kgs)	69
Shipping Weight (kgs)	74

KEY FEATURES

- Compact, high-performance Band pass horn dual 15" subwoofer.
- Easy to install
- Can retrofit into existing venues
- Rubber feet

APPLICATIONS

- Nightclubs
- Live application
- Lounges and Bars



RR 215s

TOURING

CONTRABASS ● RR 218s

This reflex-loaded, 2000 Watt, dual 18"(450mm) sub-woofer is the main system to be used with the Cello series top cabinets. Perfect for use in fixed installation and mobile application, the RR 218s is an extremely versatile sub-woofer for integrators. It has been specially designed keeping live bands in mind.

For demanding applications, the CSC Maestro MS 26 controller is configured to perform with it's EQ and limiter functions are pre-loaded in the controller. CC 8, CF 10, CF 12, CF 15, CF 12h, RR 212h, RR 15h and RR 15hl are a perfect match for RR 218s.

KEY FEATURES

- Compact, high-performance, multi-load dual 18" sub-woofer
- Easy to install
- Can retrofit into existing venues
- Rubber feet

APPLICATIONS

- Concerts and live performances
- Nightclubs

PRODUCT SPECIFICATIONS

MODEL	RR 218s
Type	Reflex loaded sub-woofer
Frequency Response (1)	34 Hz-300 Hz \pm 3 dB
Drivers	LF: 2 x18" (450 mm) with a 4" (100 mm) V.C
Recommended Amplifier Upto	3000 Watt
Sensitivity (1 W / 1 m)	102 dB
Maximum SPL (9)	133 dB continuous, 139 dB Max
Nominal Impedance	4 Ohms
Dispersion	Omni
Crossover	LPF 100 Hz
Enclosure	Baltic birch ply
Finish	Textured black paint
Protective Grill	Perforated steel
Connectors	2 x Neutrik NL8
Pin Connections	Input : \pm 1, Link through: \pm 2
Standard Colours	Black / White
Horn	NA
Rated Continuous Power AES	2000 Watts
Rated Maximum Power/Program Power	4000 Watts
Peak Power	8000 Watts
Accessories	Castors, Felted waterproof covers, Speaker poles
Dimensions - Product (in mm)	(W) 1197 x (H) 559 x (D) 787
Dimensions - Including packing (in mm)	(W) 1222 x (H) 585 x (D) 815
Net Weight (kgs)	84
Shipping Weight (kgs)	90

RR 218s



TOURING

CONTRABASS ● RRH 218s

This highly-efficient, multi-load, 1600 Watt dual 18" sub-woofer with double suspension is the main system to be used with the Cello series top cabinets. The sub has been designed to kick without losing its extended low-frequency response. Suitable for use in fixed installation and mobile application, the RRH 218s is an extremely versatile sub-woofer for integrators. It has been specially designed for live bands and pounding nightclubs.

For demanding applications, the CSC Maestro MS 26 controller is configured to perform with it's EQ and limiter functions are pre-loaded in the controller. CC 8, CF 10, CF 12, CF 15, CF 12h, RR 212h, RR 15h and RR 15hl are a perfect match for RRH 218s

KEY FEATURES

- Compact, high-performance, multi-load, dual 18" sub-woofer
- Easy to install
- Can retrofit into existing venues
- Standard accessories include rubber feet


APPLICATIONS

- Nightclubs
- Live performances

PRODUCT SPECIFICATIONS

MODEL	RRH 218s
Type	Multi loaded sub-woofer
Frequency Response (1)	37 Hz-300Hz ± 3 dB
Drivers	LF: 2 x18" (450 mm) with a 4" (100 mm) V.C
Recommended Amplifier Upto	2500 Watts
Sensitivity (1 W / 1 m)	106 dB
Maximum SPL (9)	137dB continuous, 143 dB Max
Nominal Impedance	4 Ohms
Dispersion	Omni
Crossover	LPF 100 Hz
Enclosure	Baltic birch ply
Finish	Textured black paint
Protective Grill	Perforated steel
Connectors	2 x Neutrik NL8
Pin Connections	Input: ± 1, Link through: ± 2
Standard Colour	Black / White
Horn	NA
Rated Continuous Power AES	1600 Watts
Rated Maximum Power/Program Power	3200 Watts
Peak Power	6400 Watts
Accessories	Castors, Felted waterproof covers, Flying hardware
Dimensions - Product (in mm)	(W) 1190 x (H) 507 x (D) 899
Dimensions - Including packing (in mm)	(W) 1214 x (H) 534 x (D) 921
Net Weight (kgs)	90
Shipping Weight (kgs)	96

RRH 218s



TOURING

CONTRABASS ● RRI 21s

This highly efficient 2800-watt AES dual 21" infra-woofer uses a double suspension driver. The infra sub-woofer has been designed for extended low frequency without losing integrity. It's best suited for high-energy nightclubs where the customer wants to experience the lowest octave. Suitable for use in both fixed installations and mobile applications, the RRI 21s is used for demanding applications.

The CSC Maestro MS 26 controller is configured to perform with its pre-loaded EQ and limiter functions. RR 15h, RR 212H & RR 212HL coupled with the RRH 218s/RR 218s + RRI 21s give a seamless 28 Hz to 20kHz.

KEY FEATURES

- High-performance dual 21" infra sub-woofer
- Easy to install
- Can be retrofitted into existing venues
- Rubber feet

APPLICATIONS

- Large concerts and live performances
- Night clubs

PRODUCT SPECIFICATIONS

MODEL	RRI 21s
Type	Reflex loaded sub-woofer
Frequency Response	29 Hz-120 Hz ± 3 dB
Drivers	LF: 2 x 21" (525 mm) with a 4" (100 mm) V.C
Recommended Amplifier Upto	3000 Watt
Sensitivity (1 W / 1 m)	100 dB
Maximum SPL (9)	133 dB continuous, 139 dB Max
Nominal Impedance	4 Ohms
Dispersion	Omni
Crossover	LPF 100 Hz
Enclosure	Baltic birch ply
Finish	Textured black paint
Protective Grill	Perforated steel
Connectors	2 x Neutrik NL8
Pin Connections	Input : ± 1, Link through: ± 2
Standard Colour	Black / White
Fittings	Rubber feet, Top hat
Horn	NA
Rated Continuous Power AES	2800 Watts
Rated Maximum Power/Program Power	5600 Watts
Peak Power	10,000 Watts
Accessories	Castors, Felted waterproof covers, Speaker poles
Dimensions - Product (in mm)	(W) 1181 x (H) 711 x (D) 1218
Dimensions - Including packing (in mm)	(W) 1200 x (H) 731 x (D) 1238
Net Weight (kgs)	118
Shipping Weight (kgs)	128



RRI 21s

TOURING

STAGE MONITORS • RR 12m

The Stage Monitor RR 12m is a light weight, low profile, coaxial fold back wedge monitor with excellent performance capabilities. This compact, high energy monitor has a 40° horizontal by 80° vertical dispersion with a rotatable horn, giving performers a true point-source acoustical experience. Utilizing a customized coaxial system, its 12" driver LF is fast, accurate and seamlessly crossed over into a 1.75" HF unit.

It is specially designed waveguide provides an exceptionally smooth phase and frequency response. The coaxial design ensures that the sound emanates from the same point, reducing feedback while improving intelligibility and providing uniform coverage.

The highly sensitive RR 12m uses smaller power amplifiers to obtain high output levels. The cabinet can be both used with its internal crossover and by using bi-amplification.

The RR 12m is crafted in Baltic Birch Ply and has a smooth, uncolored flat frequency response with ultra-low distortion. The waveguide with precision pattern ensures no acoustic hot-spots on the stage.

KEY FEATURES

- Stylish and compact
- Smooth conical dispersion for uniform coverage
- Coaxial design with flat frequency & phase response
- Compact two-way and bi-amped system
- Dispersion 40° x 80°

APPLICATIONS

- Stage monitors
- Live performances



PRODUCT SPECIFICATIONS

MODEL	RR 12m
Type	Co axial, high power, Bi-amped, Stage Monitor
Frequency Response (1)	75 Hz-17 kHz ± 3 dB
Drivers	LF: 12" (300 mm) with a 3" (75 mm) V.C, HF: 2" (50 mm) compression driver with a 2.5" (65 mm) V.C
Recommended Amplifier Upto	800/250 Watt
Sensitivity (1 W / 1 m)	103 dB
Maximum SPL	123 dB continuous, 129 dB Max
Nominal Impedance	LF-8 Ohms, HF-8 Ohms
Dispersion	40° x 80°
Crossover	HPF 60 Hz
Enclosure	Baltic birch ply
Finish	Textured black paint
Protective Grill	Perforated steel
Connectors	2 x Neutrik NL4
Pin Connections	Input LF: ± 1, HF: ± 2; Link through LF: ± 1, HF: ± 2;
Standard Colours	Black / White
Horn	NA
Rated Continuous Power AES	400 Watts / 125 Watts
Rated Maximum Power/Program Power	800 Watts / 250 Watts
Peak Power	1600 Watts / 500 Watts
Accessories	Felted waterproof covers
Dimensions - Product (in mm)	(W) 629 x (H) 334 x (D) 463
Dimensions - Including packing (in mm)	(W) 640 x (H) 397 x (D) 480
Net Weight (kgs)	20
Shipping Weight (kgs)	22



RR 12m

TOURING

STAGE MONITORS • RR 15m



The Stage Monitor RR 15m, with all the tonality of its sibling RR 12m, has an extended low-frequency capability. It is a lightweight, low-profile, coaxial fold-back wedge monitor with excellent performance capabilities. This compact high-energy monitor has a 40° x 80° (H x V) dispersion with a rotatable horn, giving performers a true point-source acoustical experience. Utilizing a customized coaxial system, its 15" (377 mm) driver LF is fast and accurate, seamlessly crossed over using a DSP into a 2" (50 mm) HF unit.

Its specially designed waveguide provides an exceptionally smooth phase and frequency response. The coaxial design ensures sound emanates from the same point, reducing feedback while improving intelligibility and providing uniform coverage.

The highly sensitive, RR 15m uses smaller power amplifiers to obtain very high output levels. The cabinet can be used both with its internal crossover and by using bi-amplification. The RR 15m is crafted in Baltic Birch and has a smooth, uncolored flat frequency response with ultra-low distortion. The customized waveguide with its precise pattern ensures no acoustic hot-spots on the stage.

KEY FEATURES

- Stylish and compact
- Smooth conical dispersion for uniform coverage
- Coaxial design with flat frequency & phase response
- Compact two-way and bi-amped system
- Dispersion 40° x 80°

APPLICATIONS

- Stage monitors
- Live performances

PRODUCT SPECIFICATIONS

MODEL	RR 15m
Type	Co axial, high power, Bi-amped, Stage Monitor
Frequency Response (1)	65 Hz-17 kHz ± 3 dB
Drivers	LF: 15" (375 mm) with a 3" (75 mm) V.C, HF: 2" (50 mm) compression driver with a 2.5" (65 mm) V.C
Recommended Amplifier Upto	1000 / 250 Watt
Sensitivity (1 W / 1 m)	100 dB
Maximum SPL	125 dB continuous, 131dB Max
Nominal Impedance	LF-8 Ohms, HF-8 Ohms
Dispersion	40° x 80°
Crossover	HPF 55 Hz
Enclosure	Baltic birch ply
Finish	Textured black paint
Protective Grill	Perforated steel
Connectors	2 x Neutrik NL4
Pin Connections	Input LF: ± 1, HF: ± 2; Link through LF: ± 1, HF: ± 2
Standard Colours	Black / White
Horn	NA
Rated Continuous Power AES	500 Watts / 125 Watts
Rated Maximum Power/Program Power	1000 Watts / 250 Watts
Peak Power	2000 Watts / 500 Watts
Accessories	Felted waterproof covers
Dimensions - Product (in mm)	(W) 600 x (H) 414 x (D) 536
Dimensions - Including packing (in mm)	(W) 700 x (H) 497 x (D) 610
Net Weight (kgs)	24
Shipping Weight (kgs)	26



RR 15m

PRO INSTALL

Pro Install

Cello

CF 5

CF 205

CC 8

CF 10

CF 210

CF 12

CF 12h

CF 15

Contrabass

CB 12s

CB 15s

CB 215s

CR 10s

CR 210s

CR 18s

CR 218s

CR 21s

PRO INSTALL

CELLO • CF 5

Designed for smooth and clear vocals, they can be used with or without a sub-woofer. Perfect for both background and foreground music, the uncompromising clarity makes it an ideal option for A/V and under balcony applications.

The specialized and phase optimized crossover network ensures minimum loss and maximum clarity, the enclosure can be used in either horizontal (landscape) or vertical (portrait) orientation. It can be both used for background and foreground music with uncompromised clarity, and it is integrators' choice for A/V applications. It eliminates any compression/off-axis variations, thus optimizing and improving the audio field to produce high quality transparent sound.

CF 5: Cello CF 5 is a two-way passive loudspeaker with an integrated 5" (125 mm) LF and a 3" (75 mm), 20 Watt HF. With no horn on the HF, the CF 5 houses a large, high-frequency transducer and is designed to sound natural

KEY FEATURES

- Two-way passive system
- Elegant birch ply enclosure
- Vertical and horizontal mounting options
- Perforated steel grill
- CF 5 8 ohms nominal impedance
- Discreet mounting accessories
- Available in black and white colours
- Port located behind the cabinet

APPLICATIONS

- Homes
- Classrooms
- Corporate meeting rooms
- Restaurants and cafes
- Small space A/V applications and home cinemas
- Small lounges and bars
- Apron of stage and under a balcony

PRODUCT SPECIFICATIONS

MODEL	CF 5
Type	Compact two way Full range
Frequency Response (1)	80Hz-16kHz \pm 3 dB
Drivers	LF: 5" (125 mm) with a .75" (19 mm) V.C, HF: 3" (75 mm) paper cone
Recommended Amplifier Upto	200 Watt
Sensitivity (1 W / 1 m)	90 dB
Maximum SPL (9)	110dB continuous, 116dB Max
Nominal Impedance	8 Ohms
Dispersion	90° conical
Crossover	HPF 75 Hz full range / 110 Hz with sub
Enclosure	Baltic birch ply
Finish	Textured black
Protective Grill	Perforated steel
Connectors	2 x Neutrik NL4
Pin Connections	Input: \pm 1, Link through: \pm 2
Standard Colours	Black / White
Fittings	Rear / Top standard mounting points
Horn	NA
Rated Continuous Power AES	100 Watts
Rated Maximum Power/Program Power	200 Watts
Peak Power	400 Watts
Accessories	Wall / ceiling mount bracket, Extension pipe
Dimensions - Product (in mm)	(W) 187 x (H) 300 x (D) 197
Dimensions - Including packing (in mm)	(W) 453 x (H) 360 x (D) 260
Net Weight (kgs)	5
Shipping Weight (kgs)	12 (Shipped in pair)

CF 5



PRO INSTALL

CELLO • CF 205

The Cello CF 205 is a compact, two-way passive loudspeaker featuring a 2x5" (125 mm) high energy LF drivers with a true 1" (25 mm) compression driver mounted on a 90°x 40° horn. Designed for smooth and clear vocals, it can be used with or without a sub-woofer. Perfect for both background and foreground music, the CF 205s' uncompromising clarity makes it an ideal option for A/V and under balcony applications.

Cello CF 205 combines perfectly with the Contrabass CR 10s, CR 210s, CB 12s and it works wonders for venues with low ceiling limitations.

Designed to eliminate off-axis variations by optimizing and improving the audio field, the smooth and transparent sound of CF 205 creates a natural sounding audio system. The specialized and phase optimized crossover network ensures minimum power loss and maximum linearity. It is available in black and white colour options.

KEY FEATURES

- Two-way passive system
- Elegant birch ply enclosure
- Vertical and horizontal mounting options
- Perforated steel grill
- 16 ohms nominal impedance
- Discreet mounting accessories
- Available in black and white colours
- Port located behind the cabinet

APPLICATIONS

- Homes
- Classrooms
- Corporate meeting rooms
- Restaurants and cafes
- Small space A/V applications and home cinemas
- Small lounges and bars
- Apron of stage and under a balcony

PRODUCT SPECIFICATIONS

MODEL	CF 205
Type	Compact two way Full range
Frequency Response (1)	80 Hz-18 kHz \pm 3 dB
Drivers	LF: 2 x 5" (125 mm) with a .75" (19 mm) V.C, HF: 1" (25 mm) compression driver with a 1" (25 mm) V.C
Recommended Amplifier Upto	400 Watt
Sensitivity (1 W / 1 m)	93 dB
Maximum SPL (9)	116 dB continuous, 122 dB Max
Nominal Impedance	16 Ohms
Dispersion	90° x 40°
Crossover	HPF 80 Hz full range / 110 Hz with sub
Enclosure	Baltic birch ply
Finish	Textured black/ white paint
Protective Grill	Perforated steel
Connectors	2 x Neutrik NL4
Pin Connections	Input: \pm 1, Link through: \pm 2
Standard Colours	Black / White
Fittings	Rear / Top standard mounting points
Horn	Rotatable
Rated Continuous Power AES	200 Watts
Rated Maximum Power/Program Power	400 Watts
Peak Power	800 Watts
Accessories	Wall / ceiling mount bracket, Extension pipe
Dimensions - Product (in mm)	(W) 187 x (H) 443 x (D) 229
Dimensions - Including packing (in mm)	(W) 453 x (H) 507 x (D) 293
Net Weight (kgs)	9
Shipping Weight (kgs)	20 (Shipped in pairs)

CF 205



PRO INSTALL

CELLO • CC 8



The Cello CC 8 is a two-way, passively crossed-over coaxial loudspeaker with an integrated 8" (200 mm) LF and a 1" (25 mm) HF. This compact cabinet can be used with or without a sub-woofer, depending on the application. An ideal point source with the LF and HF mounted on the same axis, eliminates off-axis variations. Optimizing and improving audio field, its high-quality, transparent sound allows customers to enjoy a powerful, clear and natural sound system.

It is best used for loud background or foreground music. CC 8 is a winner when it comes to A/V applications and corporate meetings. Combined with any of the Contrabass subs, Cello CC 8 is ideal for small, high energy lounge with low ceiling height. As a stand-alone loudspeaker, it has varied applications, and it can be incorporated as in-fill loudspeaker in a distributed sound system.

The specialized and phase-optimized crossover network ensures minimum loss and maximum clarity. With a 90 degree conical dispersion, the enclosure can be used in vertical (portrait) orientation.

KEY FEATURES

- Coaxial, ultra-compact, passive two-way system
- Elegant birch ply enclosure
- Vertical and horizontal mounting options
- Perforated steel grill
- Discreet mounting accessories
- Available in black & white colours
- Mounting at the top and behind the cabinet

APPLICATIONS

- Lounges
- All types of A/V spaces
- Convention centres
- Leisure and gaming centres
- Places of worship
- Gyms and spas

PRODUCT SPECIFICATIONS

MODEL	CC 8
Type	Compact two way coaxial mid high
Frequency Response (1)	75 Hz-18.5 kHz \pm 3 dB
Drivers	LF: 8" (200 mm) with a 2.5" (65 mm) V.C, HF: 1" (25 mm) compression driver with a 1" (25 mm) V.C
Recommended Amplifier Upto	500 Watts
Sensitivity (1 W / 1 m)	94 dB
Maximum SPL (9)	117 dB continuous, 123 dB Max
Nominal Impedance	8 Ohms
Dispersion	90° conical
Crossover	HPF 75 Hz full range / 100 Hz with sub
Enclosure	Baltic birch ply
Finish	Textured black/ white paint
Protective Grill	Perforated steel
Connectors	2 x Neutrik NL4
Pin Connections	Input: \pm 1, Link through: \pm 2
Standard Colours	Black / White
Fittings	Rear / Top standard mounting points, Top hat
Horn	NA
Rated Continuous Power AES	250 Watts / 15 Watts
Rated Maximum Power/Program Power	500 Watts / 30 Watts
Peak Power	1000 Watts / 60 Watts
Accessories	Wall / ceiling mount bracket, Extension pipe
Dimensions - Product (in mm)	(W) 262 x (H) 330 x (D) 260
Dimensions - Including packing (in mm)	(W) 325 x (H) 390 x (D) 335
Net Weight (kgs)	9
Shipping Weight (kgs)	12

CC 8



PRO INSTALL

CELLO • CF 10/CF 12/CF 15



Two-way passive cabinets designed to provide exceptional sound reinforcement from a compact enclosure. Crafted in Baltic Birch ply, these cabinets fit perfectly for installation and mobile use. These have the flexibility to suit even the most difficult applications, owing to their special design. There has been a focus on cabinet size to minimize heat build-up within the cabinet without compromising on transient response. With their uncoloured and transparent timber these are perfect for a pounding nightclub or a critical opera. Crafted in Baltic Birch ply, these are perfectly designed for installation and can double up as a stage monitor for small bands.

CF 10: It features a powerful 10" (254 mm) low frequency driver and a 1" (25 mm) exit compression driver with a 1.7" (44 mm) voice coil mounted on a constant directivity 80° x 70° horn

CF 12: It features a powerful 12" (300 mm) low frequency driver & a 1" (25mm) compression driver with a 1.7" (44 mm) voice coil mounted on a constant directivity 60° x 50° horn. Depending on the application, the horn can be rotated to be used in either its vertical or horizontal orientation.

CF 15: With its deep low frequency response, CF 15 can be used with or without any sub woofer. It features a powerful 15" (375 mm) low frequency driver housing a 4" (100 mm) voice coil and a 1" (25mm) compression driver with a 1.7" (44 mm) voice coil. All these are mounted on a constant directivity 60° x 50° horn. Its deep low-frequency response makes it perfect for use even without any sub-woofers.

For demanding applications, the CSC Maestro MS 26 controller is pre-configured with its EQ limiter crossover. Contrabass CR 18s, CR 218s, RRH 218s, RR 218s and RR 215s are a perfect match for Cello CF 15.

PRODUCT SPECIFICATIONS

MODEL	CF 10	CF 12	CF 15
Type	Compact two way full range	Compact two way full range	Compact two way full range
Frequency Response (1)	70 Hz-19.5 kHz ± 3 dB	65 Hz-19.5 kHz ± 3 dB	45 Hz-19.5 kHz ± 3 dB
Drivers	LF: 10" (254 mm) with a 2.5" (65mm) V.C, HF: 1" (25 mm) compression driver with a 1.7" (44 mm) V.C	LF: 12" (300 mm) with a 3" (77 mm) V.C, HF: 1" (25 mm) compression driver with a 1.7" (77 mm) V.C	LF: 15" (375 mm) with a 4" (100 mm) V.C, HF: 1" (25 mm) compression driver with an 1.7" (44 mm) V.C
Recommended Amplifier Upto	600 Watt	1000 Watt	1400 Watt
Sensitivity (1 W / 1 m)	98 dB	98/ dB	97 dB
Maximum SPL (9)	122 dB continuous, 128 dB Max	124 dB continuous, 130 dB Max	124 dB continuous, 130 dB Max
Nominal Impedance	8 Ohms	8 Ohms	8 Ohms
Dispersion	80° x 70°	60° x 50°	60° x 50°
Crossover	HPF 60Hz full range / 100 Hz with sub	HPF 55 Hz full range / 100 Hz with sub	HPF 45 Hz full range / 100 Hz with sub
Enclosure	Baltic birch ply	Baltic birch ply	Baltic birch ply
Finish	Textured black paint	Textured black paint	Textured black paint
Protective Grill	Perforated steel	Perforated steel	Perforated steel
Connectors	2 x Neutrik NL4	2 x Neutrik NL4	2 x Neutrik NL4
Pin Connections	Input: ± 1, Link through: ± 2	Input: ± 1, Link through: ± 2	Input: ± 1, Link through: ± 2
Standard Colours	Black / White	Black / White	Black / White
Fittings	Rear / Top standard mounting points, Top hat	Rear / Top standard mounting points, Top hat	Rear / Top standard mounting points, Top hat
Horn	Rotatable	Rotatable	Rotatable
Rated Continuous Power AES	300 Watts / 60 Watts	500 Watts / 60 Watts	700 Watts / 60 Watts
Rated Maximum Power/Program Power	600 Watts / 120 Watts	1000 Watts / 120 Watts	1400 Watts / 120 Watts
Peak Power	1200 Watts / 240 Watts	2000 Watts / 240 Watts	2800 Watts / 240 Watts
Accessories	Wall / ceiling mount bracket, Extension pipe	Wall / ceiling mount bracket, Extension pipe	Wall / ceiling mount bracket, Extension pipe
Dimensions - Product (in mm)	(W) 312 x (H) 542 x (D) 309	(W) 362 x (H) 666 x (D) 320	(W) 442 x (H) 738 x (D) 357
Dimensions - Including packing (in mm)	(W) 368 x (H) 600 x (D) 374	(W) 428 x (H) 725 x (D) 381	(W) 497 x (H) 795 x (D) 408
Net Weight (kgs)	19	27	33
Shipping Weight (kgs)	20	29	35

KEY FEATURES

- Compact, two-way system
- CF 10 80° x 70° while CF 12/CF15 60° x 50° horn
- Mounting points behind the cabinet
- Large port behind the cabinet
- Can double as a stage monitor

APPLICATIONS

- A/V applications and presentations
- Live performances
- Clubs reinforcement
- Stage monitoring
- Convention centres
- Auditoriums
- Places of worship
- Ideal for installation and mobile use



CF 10

CF 12

CF 15

PRO INSTALL

CELLO • CF 210

The Cello CF 210 is a versatile, passive two-way loudspeaker Crafted in Baltic Birch. This Dipole arrangement fits perfectly for High SPL installation. There has been a special focus on cabinet size to minimize heat build-up within the cabinet without compromising on transient response.

CF 210 is a point source two-way cabinet that houses two powerful 2x10" (254 mm) low-frequency ferrite motors structure and a 1" (25 mm) exit compression driver with a 1.7" (44 mm) voice coil mounted on a constant directivity 80° x 70° horn. Depending on the application, the cabinet can be installed with its vertical or horizontal orientation. The LF driver has been coupled to the HF horn through its optimally designed crossover.

Cello CF 210 cabinet performs perfectly out of the box. For demanding applications, the CSC Maestro MS 26 controller is configured to perform with it's EQ and limiter functions are pre-loaded in the controller. Contrabass CB 215s, CR 218s, RRH 218s, RR 218s and RR 215s are a perfect match for Cello CF 210.

KEY FEATURES

- Compact, two-way system
- Dispersion 80° x 70° horn
- Flexible mounting options with mounting points both on top and behind.
- Ideal for installation and mobile use
- Perforated grill
- Standard black finish
- Mounting points both at the top and rear

APPLICATIONS

- A/V application and presentations
- Live performances.
- Clubs.
- Auditoriums and large conference rooms
- Bars and lounges
- Places of worship

PRODUCT SPECIFICATIONS

MODEL	CF 210
Type	Two-way passive, full range
Frequency Response (1)	70Hz-20kHz ± 3dB
Drivers	LF:2x10" (250mm)/ with 3" (with a 75mm V.C), HF: 1" (with a 44mm V.C)
Recommended Amplifier Upto	1000W
Sensitivity (1 W / 1 m)	101 W / m
Maximum SPL (9)	127dB continuous, 133dB peak
Nominal Impedance	4 ohms
Dispersion	80° x 70°
Crossover	HPF 110Hz
Enclosure	Baltic birch ply
Finish	Textured black paint
Protective Grill	Perforated steel
Connectors	2 x Neutrik NL4
Pin Connections	IMF: +1, -1
Standard Colour	Black / White
Fittings	Flying Points, Top Hat
Horn	Rotatable
Rated Power	LF: 600 Watts
Accessories	Caster, Speaker poles, Felted waterproof covers
Dimensions - Product (in mm)	(W) 310 x (H) 821 x (D) 356
Dimensions - Including packing (in mm)	(W) 350 x (H) 861 x (D) 395
Net weight (kgs)	34
Shipping Weight (kgs)	38



CF 210

PRO INSTALL

CELLO • CF 12h

The Cello CF 12h is a powerful, versatile, bi-amped two-way mid-high cabinet perfectly designed for installation and aimed at the high end live band market. The cabinet is un-coloured and transparent. Crafted in Baltic Birch. It has the flexibility to suit even the most demanding applications.

It features a powerful 12" (300 mm) low frequency driver and a 2" (50 mm) compression driver with a 3" (77 mm) voice coil mounted on a constant directivity 60° x 40° horn. Depending on the application, the cabinet can be used in either its vertical or horizontal orientation.

The Maestro MS 26 controller is configured to perform with its EQ and limiter functions are pre-loaded in the controller. Contrabass CB 215s, CR 18s, RRRH 218s, RR 218s, CR 218s and RR 215s are a perfect match for CF 12h.

KEY FEATURES

- Compact, bi-amped and two way system
- 60° x 40° horn
- Mounting points behind and on top of the cabinet
- Large port behind the cabinet

APPLICATIONS

- Live performances
- Clubs
- Main PA for large installs
- Stadiums and large convention centers
- Auditoriums
- Places of Worship

PRODUCT SPECIFICATIONS

MODEL	CF 12h
Type	Bi-amped, two way mid high
Frequency Response (1)	65 Hz-17.5 kHz ± 3 dB
Drivers	LF: 12" (300 mm) with a 3" (77 mm) V.C, HF: 2" (50 mm) compression driver with a 3" (77 mm) V.C
Recommended Amplifier Upto	1000/200 Watt
Sensitivity (1 W / 1 m)	98/109 dB
Maximum SPL (9)	125/129 dB continuous, 131/ 135 dB Max
Nominal Impedance	8/8 Ohms
Dispersion	60° x 40°
Crossover	HPF 55 Hz full range / 100 Hz with sub
Enclosure	Baltic birch ply
Finish	Textured black paint
Protective Grill	Perforated steel
Connectors	2 x Neutrik NL4
Pin Connections	Input: LF: ± 1, HF: ± 2; Link through LF: ±1, HF: ±2
Standard Colours	Black / White
Fittings	Rear / Top standard mounting points, Top hat
Horn	Rotatable
Rated Continuous Power AES	500 Watts / 100 Watts
Rated Maximum /Program Power	1000 Watts / 200 Watts
Peak Power	2000 Watts / 400 Watts
Accessories	Wall / ceiling mount bracket, Extension pipe
Dimensions - Product (in mm)	(W) 363 x (H) 667 x (D) 360
Dimensions - Including packing (in mm)	(W) 435 x (H) 739 x (D) 433
Net weight (kgs)	29
Shipping Weight (kgs)	31

CF 12h



PRO INSTALL

CONTRABASS • CB 12s / CB 15s / CB 215s



The Contrabass range of low profile sub-woofers are intended to be heard not seen. The trend for high standard interiors in entertainment and catering venues requires sub-woofers to be incorporated without taking up valuable floor space. It can be placed under a seat, next to a column and can be easily mounted on the ceiling and walls. These can also conveniently be built into stages, steps and vertical columns, creating an illusion of invisible sub-woofers. Designed to complement all the Cello series tops, it adds significantly more bass and body to the sound, while improving the mid clarity by taking the stress away from the smaller mid drivers on the main cabinets it can match any decor, owing to its innovative grill-less design.

CB 12s

CB 12s is a 400 Watt, single 12" (300 mm) 6th band-pass sub-woofer for demanding applications.

CB 15s

CB 15s is also 6th band-pass sub-woofer. Contrabass CB 15s employs a 600 Watt, low-frequency driver using a 4" (100 mm) voice coil.

CB 215s

CB 215s is an 8th order band-pass sub-woofer. Contrabass CB 215s is a dual, 15" (375 mm), 1000 Watt sub-woofer employing an industry standard 4" (100 mm) voice coil for its driver. For installation use, CB 215s is a perfect combination of size and power, and it is ideal for powerful venues where one needs power and has restricted floor space.

For demanding applications, the CSC Maestro MS 26 controller is configured to perform with it's EQ and limiter functions are pre-loaded in the controller. CC 8, CF 10, CF 12, CF 15, CF 12h are a perfect match for CB 15s and CB 215s. CF 5, CF 205, CC 8, are a perfect match for CB 12s.

PRODUCT SPECIFICATIONS

MODEL	CB 12s	CB 15s	CB 215s
Type	Compact, Band pass sub-woofer	Compact, Band pass sub-woofer	Compact, band pass sub-woofer
Frequency Response (1)	45 Hz-150 Hz ± 3 dB	45 Hz-150 Hz ± 3 dB	45 Hz-150 Hz ± 3 dB
Drivers	LF: 1 x 12" (300 mm) with a 3" (77 mm) V.C	LF: 15" (375 mm) with a 4" (100 mm) V.C	LF: 2 x 15" (375 mm) with a 4" (100 mm) V.C
Recommended Amplifier Upto	800 Watt	1200 Watt	2000 Watt
Sensitivity (1 W/1 m)	98 dB	98 dB	100 dB
Maximum SPL (9)	122 dB continuous, 127 dB Max	123 dB continuous, 129 dB Max	130 dB continuous, 136 dB Max
Nominal Impedance	8 Ohms	8 Ohms	4 Ohms
Dispersion	Omni	Omni	Omni
Crossover	100 Hz active/ passive low pass filter	100 Hz active / passive low pass filter	100 Hz active / passive low pass filter
Enclosure	Baltic birch ply	Baltic birch ply	Baltic birch ply
Finish	Textured black paint	Textured black paint	Textured black paint
Protective Grill	Internal Steel Grill	Internal Steel Grill	Internal Steel Grill
Connectors	2 x Neutrik NL4	2 x Neutrik NL4	2 x Neutrik NL4
Pin Connections	Input: ± 1, Link through: ± 2	Input ± 1, Link through: ± 2	Input :± 1, Link through: ± 2
Standard Colours	Black / White	Black / White	Black / White
Fittings	Rubber feet	Rubber feet	Rubber feet
Horn	NA	NA	NA
Rated Continuous Power AES	400 Watts	600 Watts	1000 Watts
Rated Maximum Power/Program Power	800 Watts	1200 Watts	2400 Watts
Peak Power	1600 Watts	2400 Watts	4800 Watts
Accessories	Ceiling mount kit	Ceiling mount kit	NA
Dimensions - Product (in mm)	(W) 1014 x (H) 314 x (D) 303	(W) 1014 x (H) 393 x (D) 383	(W) 1111 x (H) 428 x (D) 642
Dimensions - Including packing (in mm)	(W) 1031 x (H) 331 x (D) 324	(W) 1031 x (H) 411 x (D) 404	(W) 1126 x (H) 438 x (D) 652
Net weight (kgs)	28	38	65
Shipping Weight (kgs)	31	41	70

KEY FEATURES

- Compact, high-performance, band-pass 12" or 15" sub-woofer
- Fast, integral wall/ceiling mounting frames
- Vertical and horizontal mounting options
- Easy and fast to install
- Can retrofit in existing venues
- Grill-less design to optimize the performance and colour options

APPLICATIONS


- Lounges and bars
- Gyms
- Museums and A/V spaces
- Hotels
- Homes
- Places of worship
- Music rooms



CB 12s



CB 15s



CB 215s

PRO INSTALL

CONTRABASS • CR 10s / CR 210s



CR 10 and CR 210 integrate seamlessly in small venues, including homes & other A/V applications. As the trend of discreet installations in interiors continues to grow, these sub-woofers are designed to be concealed and occupy minimal floor space.

A combination with the String or Cello series tops make a fabulous system, and it is recommended for use in situations where a user requires a low-end extension for ambient music. This unconventionally shaped neutral appearance can be installed on ceilings, against walls or hidden under seating. When used in multiples, they can cover a relatively large space & blends nicely with the interiors. CR 210s can be placed in a corner as a table & it is a perfect fit for small venues, including homes & other AV applications.

CR 10s: Contrabass CR 10s is a low-profile, 10" (254mm) high energy, reflex-loaded sub-woofer intended for low visibility installations.

CR 210s: Contrabass CR 210s is a relatively small, 2x10" (254 mm) reflex-loaded sub-woofer designed for low visibility. By using minimal floor space and having discreet appearance, The Contrabass CR series seamlessly combines with String or Cello series loudspeakers. ST 23, ST 43, CF 5, CC 8.

PRODUCT SPECIFICATIONS

MODEL	CR 10s	CR 210s
Type	Compact, Reflex Loaded Sub-woofer	Compact, Reflex Loaded Sub-woofer
Frequency Response (1)	48 Hz-300 Hz ± 3 dB	48 Hz-250 Hz ± 3 dB
Drivers	LF: 10" (254 mm) with a 2" (50 mm) V.C	LF: 2x10" (254 mm) with a 2" (50 mm) V.C
Recommended Amplifier Upto	600 Watts	1200 Watts
Sensitivity (1 W / 1 m)	94 dB	97 dB
Maximum SPL (9)	115 dB continuous, 121 dB Max	121 dB continuous, 129 dB Max
Nominal Impedance	8 Ohms	4 Ohms
Dispersion	Omni	Omni
Crossover	LPF 110Hz	LPF 110Hz
Enclosure	Baltic birch ply	Baltic birch ply
Finish	Textured black	Textured black
Protective Grill	Perforated steel	Perforated steel
Connectors	2 x Neutrik NL4	2 x Neutrik NL4
Pin Connections	Input: ± 1, Link through: ± 2	Input: ± 1, Link through: ± 2
Standard Colours	Black / White	Black / White
Fittings	Integral feet	Integral feet
Horn	NA	N/A
Rated Continuous Power AES	300 Watts	600 Watts
Rated Maximum Power/Program Power	600 Watts	1200 Watts
Peak Power	1000 Watts	2000 Watts
Accessories	NA	NA
Dimensions - Product (in mm)	(W) 453 x (H) 272 x (D) 511	(W) 813 x (H) 272 x (D) 511
Dimensions - Including packing (in mm)	(W) 477 x (H) 290 x (D) 536	(W) 837 x (H) 290 x (D) 536
Net weight (kgs)	17	28
Shipping Weight (kgs)	19	30

KEY FEATURES

- Compact, high-performance, reflex-loaded dual 10" (254 mm) sub-woofer
- Fast, integral wall/ceiling mounting clamp
- Easy to install
- Can retrofit into existing venues

APPLICATIONS

- Restaurants
- A/V spaces
- Conference rooms
- Bars and lounges
- Gyms
- Homes

CR 10s



CR 210s



PRO INSTALL

CONTRABASS • CR 18s / CR 218s



These reflex-loaded single and dual 18" (450 mm) sub-woofers are the main system optimized for use with the Cello series top cabinets. Designed to extend the low frequency response on all systems, these are ideal for use in live band performances and dance clubs. These versatile sub-woofer are less than 475 mm in height and can go under stages in venues with height restrictions. These extensively adds more bass dynamics to the sound system, while improving the mid clarity by taking the tension away from the smaller mid drivers on the main cabinets.

CR 18s: Contrabass CR 18s is a 800 Watt, single 18" sub-woofer with an industry standard 4" voice coil.

CR 218s: Contrabass CR 218s is a 1600 Watt, dual 18" sub-woofer with an industry standard 4" voice coil.

For demanding applications, the CSC Maestro MS 26 controller is configured to perform with its EQ and limiter functions are pre-loaded in the controller. CC 8, CF 10, CF 12, CF 15, CF 12h, RR 15h and RR 212h are a perfect match for CR 218s.

PRODUCT SPECIFICATIONS

MODEL	CR 18s	CR 218s
Type	Compact, Reflex loaded, Sub-woofer system	Compact, Reflex loaded Sub-woofer system
Frequency Response (1)	35 Hz-250 Hz ± 3 dB	35 Hz-250 Hz ± 3 dB
Drivers	LF: 18" (450 mm) with a 4" (100 mm) V.C	LF: 2 x 18" (450 mm) with a 4" (100 mm) V.C
Recommended Amplifier Upto	1600 Watts	3200 Watt
Sensitivity (1 W / 1 m)	98 dB	101 dB
Maximum SPL (9)	127 dB continuous, 133 dB Max	133 dB continuous, 139 dB Max
Nominal Impedance	8 Ohms	4 Ohms
Dispersion	Omni	Omni
Crossover	100 Hz active/ passive low pass filter	100 Hz active / passive low pass filter
Enclosure	Baltic birch ply	Baltic birch ply
Finish	Textured black paint	Textured black paint
Protective Grill	Perforated steel	Perforated steel
Connectors	2 x Neutrik NL4	2 x Neutrik NL4
Pin Connections	Input ± 1, Link through: ± 2	Input ± 1, Link through: ± 2
Standard Colours	Black / White	Black / White
Fittings	Rubber feet	Rubber feet
Horn	NA	NA
Rated Continuous Power AES	800 Watts	1600 Watts
Rated Maxium Power/Program Power	1600 Watts	3200 Watts
Peak Power	3200 Watts	6400 Watts
Accessories	NA	NA
Dimensions - Product (in mm)	(W) 644 x (H) 473 x (D) 776	(W) 1200 x (H) 474 x (D) 777
Dimensions - Including packing (in mm)	(W) 654 x (H) 492 x (D) 804	(W) 1226 x (H) 494 x (D) 806
Net Weight (kgs)	41	69
Shipping Weight (kgs)	44	76

KEY FEATURES

- Compact, high-performance
- Reflex-loaded, 18" sub-woofer
- Easy and fast to install
- Can retrofit in existing venues

APPLICATIONS

- Auditoriums
- Concerts and live performances
- Nightclubs and loud bars
- Places of worship



PRO INSTALL

CONTRABASS • CR 21s

The Contrabass CR 21s is a high-performance reflex-loaded sub-woofer. The cabinet is loaded with a long-excursion 21" transducer for a power capability of 1800 W (AES). The extended cone displacement sets new limits from the mechanical point of view. CR21s is tuned to a frequency of 39 Hz for nice and punchy low-frequency information. A pair of large bass-reflex ports reduce noise from airflow to a minimum. Resonances are minimized by a highly stiff and stable wooden cabinet. The cabinet is constructed from Baltic birch ply and coated with highly weather-resistant, non-toxic, eco-friendly paint. The front of the loudspeaker is protected by a robust metal grill. The acoustical and mechanical design enables the CR 21s to be used as a powerful sub-woofer.

The 21" transducer employs an industry-standard 4" voice coil and is popular both for installations and touring.

It adds more bass dynamics to the sound system while improving the mid-range clarity by taking the tension away from the main cabinets with smaller mid-drivers.

For demanding applications, the CSC Maestro MS 26 Controller is configured to perform, with its EQ and limiter functions are pre-loaded on the controller. CF 10, CF 12, CF 15, and CF 12h, RR 15h, RR 212h are perfect matches for CR 21s.

KEY FEATURES

- Compact, high performance
- Reflex-loaded, 21" sub-woofer using customized European driver
- Easy and fast to install
- Can retrofit in an existing venue

APPLICATIONS

- Live performances
- Nightclubs and bars
- Bars and lounges

PRODUCT SPECIFICATIONS

MODEL	CR 21s
Type	Compact, Reflex loaded Sub-woofer system
Frequency Response (1)	39 Hz-280 Hz ± 3 dB
Drivers	LF: 21" (525 mm) with a 4" (100 mm) V.C
Recommended Amp. Upto	2400 Watts
Sensitivity (1 W / 1 m)	98 dB
SPL Peak	141 dB
SPL program	135 dB
SPL Nominal	129 dB
Nominal Impedance	8 Ohms
Dispersion	Omni
Crossover	90 Hz active/ passive low pass filter
Enclosure	Baltic birch ply
Finish	Textured black paint
Protective Grill	Perforated steel
Connectors	2 x Neutrik NL4
Pin Connections	Input ± 1, Link through: ± 2
Standard Colors	Black / White
Fittings	Rubber feet
Horn	NA
Rated Continuous Power AES	1800 Watts
Rated Maximum Power/Program Power	3600 Watts
Peak Power	7200 Watts
Accessories	NA
Dimensions - Product (in mm)	(W) 772 x (H) 630 x (D) 655
Dimensions - Including packing (in mm)	(W) 800 x (H) 645 x (D) 710
Net weight (kgs)	57
Shipping Weight (kgs)	61

CR 21s



COMMERCIAL INSTALL



COMMERCIAL INSTALL

STRING • ST 3

The String ST 3 features a 3" (75 mm) driver in a rigid, extruded aluminum enclosure with a dedicated Omni-directional mounting bracket. Its design has no parallel walls, helping eliminate all cabinet resonances. This small satellite speaker delivers consistent coverage with excellent accuracy and projection. Its innovative design offers wide horizontal and vertical coverage, reducing off-axis variations.

The visually distinct enclosure can be installed in either a horizontal or upright position. The curved shape of the cabinet allows surface-mounting to walls or ceilings using an Omni-directional bracket. The ST 3 can be employed as a stand-alone unit or combined with the unobtrusive CR 10s sub-woofer.

It is available in an attractive black/white matte finish and is ideal for background sound in restaurants, boutiques, small bars, lounge areas, and foyers.

KEY FEATURES

- High performance in a small package
- Designed to be combined with CR 10s
- Fast, integral clamp
- Simple to install
- Can be retrofitted into existing venues

APPLICATIONS

- Restaurants and hotels
- Museums and A/V spaces
- Cafes
- Retail outlets
- Gyms
- Homes
- Home theatres

PRODUCT SPECIFICATIONS

MODEL	ST 3
Type	Ultra compact satellite
Frequency Response (1)	150 Hz-16 kHz \pm 3 dB
Drivers	LF: 3" (75 mm) neo driver
Recommended Amplifier Upto	40 Watt
Sensitivity (1 W / 1 m)	91 dB
Maximum SPL (9)	104 dB continuous, 110 dB Max
Nominal Impedance	8 Ohms
Dispersion	90° conical
Crossover	HPF Hz (170Hz)
Enclosure	Extruded Aluminium
Finish	Powder Coated
Protective Grill	Perforated steel
Connectors	2 x Phoenix connectors
Pin Connections	Input: \pm 1, Link through: \pm 2
Standard Colours	Black / White
Fittings	Rear mounting
Horn	NA
Rated nominal Power AES	20 Watts
Rated Maximum Power/Program Power	40 Watts
Peak Power	80 Watts
Accessories	clamp
Dimensions - Product (in mm)	(W) 116 x (H) 90 x (D) 138
Dimensions - Including packing (pair) (in mm)	(W) 290 x (H) 150 x (D) 193
Net Weight (kgs)	1
Shipping Weight (kgs)	2.5 (Shipped in pairs)

ST 3



COMMERCIAL INSTALL

STRING • ST 23

The String ST 23 follows the same profile as the ST 3 but is louder, and has a tighter vertical dispersion of 60 degrees. The ST 23 multi-purpose satellite speaker performs admirably in a discreet installation with minimal visual impact. The Satellite is a 16 ohm passive, compact, point-source speaker ideal for background music, in fills in fixed installations. The discreet design with a perforated powder-coated steel grill offers the driver all the protection they need. Available in an attractive black/white matte finish, it is ideal for distributed sound in restaurants, boutiques, small bars, office spaces, lounge areas, and foyers.

A unique 2 x 3" (75 mm) driver in a rigid, extruded aluminum enclosure has a dedicated Omni-directional mounting bracket. With no parallel walls, it eliminates cabinet resonances. Its innovative design offers wide horizontal and controlled vertical coverage, reducing off-axis variations with surprising accuracy and projection. This visually distinct enclosure can be installed either horizontally or in an upright position. The cabinet's curved shape allows surface-mounting on walls and facilitates ceiling installation. The ST 23 can be employed as a stand-alone satellite speaker or combined with unobtrusive sub-woofers like the CR 10s or CR 210s.

KEY FEATURES

- Compact, high performance
- Seamlessly combines with the CR 10s and CR 210s
- Fast integral wall/ceiling bracket
- Easy to install with minimal wiring
- Can be retrofitted into existing venues

APPLICATIONS

- Small bars and restaurants
- Museums and A/V spaces
- Convention centres
- Cafes
- Retail outlets
- Recreation centres
- Gyms
- Homes

PRODUCT SPECIFICATIONS

MODEL	ST 23
Type	Ultra compact satellite
Frequency Response (1)	150 Hz-16 kHz \pm 3 dB
Drivers	LF: 2 x3" (75 mm) neo driver
Recommended Amplifier Upto	80 Watt
Sensitivity (1 W / 1 m)	94 dB
Maximum SPL (9)	110 dB continuous, 116 dB Max
Nominal Impedance	16 Ohms
Dispersion	90° x 60°
Crossover	HPF 170 Hz active
Enclosure	Extruded Aluminium
Finish	Powder coated
Protective Grill	Perforated steel
Connectors	2 x Phoenix connectors
Pin Connections	Input: \pm 1, Link through: \pm 2
Standard Colours	Black / White
Fittings	Rear mounting
Horn	NA
Rated Continuous Power AES	40 Watts
Rated Maximum Power/Program Power	80 Watts
Peak Power	160 Watts
Accessories	Bracket
Dimensions - Product (in mm)	(W) 116 x (H) 175 x (D) 138
Dimensions - Including packing (pair) (in mm)	(W) 290 x (H) 230 x (D) 193
Net Weight (kgs)	1.5
Shipping Weight (kgs)	4 (Shipped in pairs)



ST 23

COMMERCIAL INSTALL

STRING • ST 43

The design of String ST 43 is for applications to project vocal frequencies of the most subtle sounds throughout the venue. With a narrow vertical dispersion of 20 degrees, it is ideal for use in reverberant venues. It features a 4 x 3" (75 mm) driver in a rigid, uniquely styled extruded aluminum enclosure with a dedicated Omni-directional mounting bracket. It has no parallel walls that help eliminate all cabinet resonances.

Its wide horizontal and narrow vertical coverage helps reduce reflections in reverberant spaces. It is best used in churches or classrooms or any application with poor acoustics.

The ST 43 delivers consistent audience coverage with excellent accuracy and projection. The curved shape of the enclosure is weather-resistant and allows it to be surface-mounted close to walls or installed on ceilings with its Omni-directional bracket, maintaining the dispersion pattern at all frequencies.

The visually distinct enclosure can only be used in a vertical orientation. It is available in both black and white.

The ST 43 can be employed as a stand-alone satellite speaker or combined with sub-woofers like the CR 10s or CR 210s.

KEY FEATURES

- Compact, high-performance
- Can be used as a stand-alone cabinet
- High power - maximum SPL 116 dB nominal, 122 dB continuous (single unit)
- Fast integral clamp
- Easy to install with minimal wiring
- Can be retrofitted into existing venues
- Can be used in rooms with long reverberation time
- Available in black and white

APPLICATIONS

- Museums and A/V spaces
- Convention centers
- Retail outlets
- Airports/ Railway stations
- Recreation centers
- Gyms
- Railway stations
- small churches and class rooms

PRODUCT SPECIFICATIONS

MODEL	ST 43
Type	Ultra compact column satellite
Frequency Response (1)	150 Hz-16 kHz \pm 3 dB
Drivers	LF: 4 x3" (75 mm) neo driver
Recommended Amplifier Upto	160 Watt
Sensitivity (1 W / 1 m)	97 dB
Maximum SPL (9)	116 dB continuous, 122 dB Max
Nominal Impedance	8 Ohms
Dispersion	90° x 20°
Crossover	HPF 175 Hz active
Enclosure	Extruded Aluminium
Finish	Powder coated
Protective Grill	Perforated steel
Connectors	2 x Phoenix connectors
Pin Connections	Input: \pm 1, Link through: \pm 2
Standard Colours	Black / White
Fittings	Rear mounting
Horn	NA
Rated Continuous Power AES	80 Watts
Rated Maximum Power/Program Power	160 Watts
Peak Power	320 Watts
Accessories	Clamp
Dimensions - Product (in mm)	(W) 116 x (H) 348 x (D) 138
Dimensions - Including packing (pair) (in mm)	(W) 292 x (H) 393 x (D) 193
Net Weight (kgs)	3
Shipping Weight (kgs)	7 (Shipped in pairs)



COMMERCIAL INSTALL

STRING • ST 8 / ST 8t

The String ST 8 / ST 8t is a versatile, two-way passive cabinet designed to provide exceptional sound reinforcement for both indoor and outdoor spaces. Crafted in Baltic Birch, this cabinet is a perfect option for fixed installation. The crossover design focuses on minimizing heat build-up, ensuring no compromise on transient response.

Be it a classroom, conference hall, airport, or an outdoor swimming pool, String ST 8 / ST 8t is a versatile solution. With a built in transformer, the ST 8t is perfect for a distributed sound system for indoor/outdoor applications.

String ST 8 / ST 8t features an 8 (200 mm) low-frequency driver and a 1" (25 mm) exit compression driver with a 1" (34 mm) voice coil mounted on a constant directivity of 75° x 65° horn. Depending on the application, the cabinet can be used either in its vertical or horizontal orientation. The LF driver is coupled to the HF horn through its optimally designed crossover.

String ST 8 / ST 8t performs perfectly out of the box. For demanding applications, the CSC Maestro MS 26 controller s configured to perform with it's EQ and limiter functions are pre-loaded into the controller. Contrabass, CB 12s, CR 10s, CR 210s are a perfect match for ST 8.

KEY FEATURES

- Compact, two-way system
- Horn 75° x 65°
- Flexible mounting options
- Ideal for installation both indoors and outdoors
- With a perforated grill
- Standard black finish
- Mounting points on the sides and the rear

APPLICATIONS

- small live setups
- Speech and presentations
- Fillers for large installs
- surrounds for auditoriums and conference rooms
- Bars and lounges
- Places of worship gymnasiums



PRODUCT SPECIFICATIONS

MODEL	ST 8 / ST 8t
Type	Two way passively crossed over full range loudspeaker
Frequency Response	70 Hz-19.5 kHz ± 3 dB
Drivers	LF: 8" + HF: 1"
Recommended Amplifier Upto	200 Watt
Sensitivity (1 W / 1 m)	94 dB
Maximum SPL (9)	115dB continuous, 121dB Max
Nominal Impedance	8 Ohms
Dispersion	75° x 65° conical
Crossover	100Hz
Enclosure	Baltic Birch Ply
Finish	Powder Coated
Protective Grill	Perforated steel
Connectors	Binding Post
Pin Connections	Red positive, Blue negative
Standard Colour	Black / White
Fittings	Mounting on top and behind
Horn	Non Rotatable
Rated nominal Power AES	135 Watts / 30 Watts
Rated Maximum Power/Program Power	270 Watts / 60 Watts
Peak Power	540 Watts / 120 Watts
Accessories	Top Hat
Dimensions - Product (in mm)	(W) 237 x (H) 439 x (D) 356
Dimensions - Including packing (pair) (in mm)	(W) 283 x (H) 548 x (D) 366
Net Weight (kgs)	11
Shipping Weight (kgs)	26 (Shipped in pairs)



ST 8 / ST 8t

COMMERCIAL INSTALL

STRING • ST 12en / ST 12t

The String ST 12en / ST 12t is two-way full range passive cabinet designed to provide exceptional sound reinforcement as a standalone unit or with a sub-woofer. It can be used both in indoor and outdoor spaces. Crafted in Baltic Birch, this cabinet is a perfect option for installation and mobile use. The crossover design focuses on minimizing heat build-up, ensuring no compromise on transient response.

The String ST 12en / ST 12t being in an outdoor garden, an outdoor swimming pool, or a public space, is a versatile solution with a 100v built-in transformer.

String ST 12en / ST 12t features a 12" (300 mm) low-frequency driver and a 1" (25 mm) exit compression driver with a 1.4" (44 mm) voice coil mounted on a constant directivity of 55° x 45° horn. Depending on the application, the cabinet can be used either in its vertical or horizontal orientation.

String ST 12en / ST 12t performs perfectly out of the box. For demanding applications, the CSC Maestro MS 26 controller is configured to perform with it's EQ and limiter functions are pre-loaded into the controller. Contrabass ST 18s, CB 12s, CB 15s, CR 18s are a perfect match for ST 12en / ST 12t.

KEY FEATURES

- Compact, two-way system
- Horn 55° x 45°
- Flexible mounting options
- Ideal for indoor and outdoor installations
- With a perforated grill
- Standard black finish
- Mounting points on the rear

APPLICATIONS

- A/V applications
- Speech and presentations
- Fillers for large installs
- small bands
- Bars and lounges
- Places of worship
- gymnasiums

PRODUCT SPECIFICATIONS

MODEL	ST 12en / ST 12t
Type	Two way passively crossed over full range loudspeaker
Frequency Response	65 Hz-19.5 kHz ± 3 dB
Drivers	LF:12" (300 mm) + 1.4" HF
Recommended Amplifier Upto	500 Watt
Sensitivity (1 W / 1 m)	98 dB
Maximum SPL (9)	121dB continuous, 126dB Max
Nominal Impedance	8 Ohms/100v with tapings of 150/75/25w
Crossover	Low pass without subwoofer 65Hz, with subwoofer 100Hz
Enclosure	Baltic Birch Ply
Finish	Textured black paint
Protective Grill	Perforated steel
Connectors	Binding post
Pin Connections	Red positive, Blue negative
Standard Colours	Black / White
Fittings	Mounting on top and rear
Horn dispersion	55 x 45 degree
Rated nominal Power AES	250 Watts / 60 Watts
Rated Maximum Power/Program Power	500 Watts / 120 Watts
Peak Power	1000 Watts / 240 Watts
Dimensions - Product (in mm)	(W) 354 x (H) 332 x (D) 302
Dimensions - Including packing (in mm)	(W) 425 x (H) 745 x (D) 425
Net Weight (kgs)	17.2
Shipping Weight (kgs)	21

ST 12en / ST 12t



COMMERCIAL INSTALL

STRING • STW 28

The String STW 28 is a powerful, versatile, passively crossed-over two-way wide dispersion mid-high cabinet designed to provide exceptional sound reinforcement. Works perfectly as a delay speaker in a nightclub, under-the-balcony application in an auditorium, or just a pole-mounted wide dispersion conference system. It's tuned for vocal propagation; hence, it will be perfect for a critical opera. The cabinet is uncolored and transparent. Crafted in Baltic birch ply, it is perfectly designed for a wide dispersion application. It has the flexibility to suit even the most difficult applications.

The cabinet is focused on vocal clarity and the minimization of heat buildup within the enclosure without compromising the transient response. It has two versions 4 Ohms and 16 Ohms.

It features a powerful 2x8" (300mm) low-frequency driver and a 1" (25mm) compression driver with a 1.75" (44mm) voice coil mounted on a diffraction horn compression driver with 140° x 40° dispersion.

For demanding applications, the CSC Maestro MS 26 controller is configured to perform, with its EQ and limiter functions pre-loaded in the controller. Contrabass CB 215s, CR 18s, RRH 218s, RR 218s, CR 218s, and RR 215s, ST 18s are all perfectly matched with the STW 28.

KEY FEATURES

- Compact passive two way system
- 140° x 40° horn
- Mounting points behind the cabinet
- Large port
- Ideal for install and mobile use

APPLICATIONS

- Live music
- lounge sound enhancement
- Main PA for small and medium installs
- large convention centers, PA
- Auditoriums
- Places of Worship



PRODUCT SPECIFICATIONS

MODEL	STW 28
Type	Two way passively crossed over mid high
Frequency Response	75 Hz-19.5 kHz ± 3 dB
Drivers	LF: 2X8" (200 mm) with a 2" (50 mm) V.C, HF: 1" (25 mm) Diffraction Horn compression driver using a 1.75" (44 mm) V.C
Recommended Amplifier Upto	800 Watts
Sensitivity (1 W / 1 m)	97dB
Maximum SPL (9)	122 dB continuous, 128 dB Max
Nominal Impedance	4 Ohms
Dispersion	140° x 40°
Crossover	HPF 70 Hz full range / 110 Hz with sub
Enclosure	Baltic Birch Ply
Finish	Textured black paint
Protective Grill	Perforated steel
Connectors	2 x Neutrik NL4
Pin Connections	+1 positive, -1 negative
Standard Colours	Black / White
Fittings	Rear / Top standard mounting points
Horn	Not rotatable
Rated Continuous Power AES	450 Watts / 60 Watts
Rated Maximum/Program Power	1000 Watts / 200 Watts
Peak Power	2000 Watts / 400 Watts
Accessories	Wall / ceiling mount bracket, Extension pipe
Dimensions - Product (in mm)	(W) 542 x (H) 394 x (D) 345
Dimensions - Including packing (in mm)	(W) 572 x (H) 446 x (D) 375
Net Weight (kgs)	18
Shipping Weight (kgs)	22

STW 28



COMMERCIAL INSTALL

STRING • ST 18s

The String ST 18s is a powerful single 18" reflex-loaded sub-woofer with a nominal power handling of 1000 watts. It is designed to provide a clean low-frequency extension. It's 4" voice coil generous ports minimize thermal compression and reduce port noise. The four handles and a top hat complete all the requirements of a small DJ.

The product is ideal for installation and with small DJs. The driver's unique construction focuses on accuracy and power, reducing distortion.

KEY FEATURES

- Compact, high performance
- Reflex-loaded, 18" sub-woofer using customized European pedigree driver
- Fast, integral wall/ceiling mounting clamp
- Easy and fast to install
- Can retrofit in an existing venue

APPLICATIONS

- Live performances
- Lounges
- Homes
- Nightclubs and bars

PRODUCT SPECIFICATIONS

MODEL	ST 18s
Type	Compact, Reflex loaded, Sub-bass system
Frequency Response (1)	40 Hz-250 Hz+ 3 dB
Drivers	LF: 18" (450 mm) with a 4" (100 mm) V.C
Recommended Amplifier Upto	1600 Watts
Sensitivity (1 W / 1 m)	98 dB
SPL Peak	139
SPL Max	133
SPL nominal	127
Nominal Impedance	8 Ohms
Dispersion	Omni
Crossover	100 Hz active/ passive low pass filter
Enclosure	Baltic birch ply
Finish	Textured black paint
Protective Grill	Perforated steel
Connectors	2 x Neutrik NI4
Pin Connections	Input: ± 1, Link through: ± 2
Standard Colour	Black / White
Fittings	Rubber feet, Universal pole mount
Horn	NA
Power Peak	1000 Watts
Power Program/max	1800 Watts
Power nominal	3000 Watts
Accessories	NA
Dimensions - Product (in mm)	(W) 620 x (H) 583 x (D) 742
Dimensions - Including packing (in mm)	(W) 670 x (H) 610 x (D) 804
Net Weight (kgs)	47
Shipping Weight (kgs)	51

ST 18s



COMMERCIAL INSTALL

HARP • MI 820



The Harp MI 820 is a two-way, coaxial ceiling speaker having an 8" LF driver with a coaxially mounted tweeter to provide that extra clarity. This full-range ceiling speaker is designed to provide exceptional sound reinforcement and is perfect for any public space that requires that low-frequency warmth. It features a powerful 8" (200 mm) low-frequency driver and a coaxially mounted tweeter. The LF driver is coupled with the high-frequency transducer through an optimally designed crossover. Its superb off-axis coverage blends with seamless intelligibility.

It is excellent for most music and voice applications. It is capable of delivering incredible sound without any base masking. MI 820 is made using moisture-resistant materials for safe use in restaurants, commercial spaces, malls, and other spaces where power and no-compromise quality are required. You paint them to match the décor, and they disappear, leaving you with nothing but high-performance sound. Installing MI 820 is easy-cut one hole, feed the wires, and simply drop the speaker in it.

KEY FEATURES

- Compact, high performance two-way ceiling speaker
- High power 80 Watt
- SPL 110 dB
- Frequency response from 75 Hz –to 18.5 kHz
- Brilliant for music and vocal propagation
- Very smooth off-axis response - usable out to 100° (-6dB)
- Fast, integral hardware

APPLICATIONS

- Distributed audio/public address system
- Component for commercial and retail
- Hotels, shopping malls
- Education and religious establishments
- Hospitals and conference rooms
- Restaurants and bars
- VOG in home cinema

PRODUCT SPECIFICATIONS

MODEL	MI 820
Type	Ceiling Speaker open Baffle
Frequency Response	80 Hz-18.5 kHz ± 3 dB
Drivers	LF: 1 x 8" (200 mm) LF + Coaxially mounted Myler HF
Sensitivity (1 W / 1 m)	90 dB
Maximum SPL	106 dB
Nominal Impedance	Selectable 8 Ohms or 70/100V line
Dispersion	100° from central axis
Crossover	Inbuilt 2nd order cross over
Enclosure	ABS (UV stabilized)
Finish	UV powder coated
Protective Grill	Perforated steel
Connectors	Push to fit
Pin connections	Input Red and black
Standard colour	White
Nominal Power AES	80 Watts
Maximum power/program power	160 Watts
Peak power	320 Watts
Backbox	Yes
High Pass	75 HZ
Mounting	Butterfly locks
Tapings	Selectable 40w/20w/10w
Cut out dimensions (in mm)	245
Product Dimensions (in mm)	282 x 110
Packing Dimensions (in mm)	300 x 300 x 120
Net Weight (kgs)	2.4
Shipping Weight (kgs)	2.9



MI 820

COMMERCIAL INSTALL

HARP • MI 820D



The Harp MI 820D is a two-way coaxial ceiling speaker having an 8" LF with a coaxially mounted tweeter protected by a fully enclosed ABS back box. This full-range ceiling speaker, designed to provide exceptional sound reinforcement. Perfect for any public space. Easy to install and best suited for every background application. It features a powerful 8" (200 mm) low-frequency driver and a coaxially mounted tweeter. The LF driver couples to the high-frequency transducer through an optimally designed crossover. Its superb Off-axis coverage blends with seamless intelligibility. Excellent for most music and voice applications and capable of delivering incredible sound without any base masking.

MI 820D uses moisture-resistant materials for safe use in restaurants, commercial spaces, malls, and spaces where power and a no-compromise quality are required. Paint them to match the décor, and they disappear, leaving you with nothing but high-performance sound! Installation is easy. Cut one hole, feed the wires, and drop the speaker in.

KEY FEATURES

- Compact, high performance two-way ceiling speaker
- High power 40 watt-nominal
- SPL 104 dB
- Frequency response from 75 Hz –to 15 kHz
- Brilliant for Music and vocal propagation
- Very smooth off-axis response-usable out to 120° (-6 dB)
- Fast, integral hardware

APPLICATIONS

- Distributed audio/public address system
- Component for commercial and retail
- Hotels, shopping malls
- Education and religious establishments
- Hospitals and conference rooms
- Restaurants and bars

PRODUCT SPECIFICATIONS

MODEL	MI 820D
Type	Ceiling Speaker open Baffle
Frequency Response	90 Hz-18.5 kHz ± 3 dB
Drivers	LF: 1 x 8" (200 mm) LF + Coaxially mounted Myler HF
Sensitivity (1 W / 1 m)	90 dB
Maximum SPL	108 dB
Nominal Impedance	Selectable 8 Ohms or 70/100V line
Dispersion	100° from central axis
Crossover	Inbuilt 2nd order cross over
Enclosure	ABS (UV stabilized)
Finish	UV Powder coated
Protective Grill	Perforated steel
Connectors	Push to fit
Pin connections	Input Red and black
Standard colour	White
Nominal Power AES	80 Watts
Maximum power/program power	160 Watts
Peak power	320 Watts
Backbox	Yes
High Pass	75 HZ
Mounting	Butterfly locks
Tapings	Selectable 40w/20w/10w
Cut out dimensions (in mm)	245
Product Dimensions (in mm)	282 x 185
Packing Dimensions (in mm)	330 x 320 x 230
Net Weight (kgs)	2.75
Shipping Weight (kgs)	3.6



MI 820D

COMMERCIAL INSTALL

HARP • MI 510

The Harp MI 510 is a two-way ceiling speaker with a 5" LF that has a coaxially mounted tweeter to provide that extra clarity. This full-range ceiling speaker is designed to provide exceptional sound reinforcement and is perfect for any public space where one needs clarity. It is easy to install and can be used to suit every background application. The LF driver is coupled with a high-frequency transducer through an optimally designed crossover that gives superb off-axis uniform coverage.

Excellent for most music and voice applications, the MI 510 is capable of delivering incredible sound without for any application. This product is equipped with moisture-resistant materials for safe use in bathrooms, kitchens, saunas, VOG for home cinemas, and under outdoor eaves. Paint them to match your décor, and they almost vanish, leaving you with nothing but a high-performance sound installation. Installation of the MI 510 is also easy-cut a hole, feed the wires, and simply drop the speaker in.

KEY FEATURES

- Compact, high performance two-way ceiling speaker
- High power 40 watt-nominal
- SPL 105 dB
- Frequency response from 80 Hz –to 18.5kHz
- Musically accurate with stunning vocal propagation
- Very smooth off-axis response-usable out to 120° (-6 dB)
- Fast, integral hardware

APPLICATIONS

- Distributed audio/public address system
- Component for commercial and retail
- Hotels, shopping malls
- Education and religious establishments
- Hospitals and conference rooms

PRODUCT SPECIFICATIONS

MODEL	MI 510
Type	5" Ceiling Speaker open Baffle
Frequency Response	75 Hz-18.5 kHz ± 3 dB
Drivers	LF: 1 x 61/2" (150 mm) LF + Coaxially mounted Myler HF
Sensitivity (1 W / 1 m)	89 dB
Maximum SPL	106 dB
Nominal Impedance	Selectable 8 Ohms or 70/100V line
Dispersion	110° conical
Crossover	Inbuilt 2nd order cross over
Enclosure	ABS (UV stabilized)
Finish	UV Powder coated
Protective Grill	Perforated steel
Connectors	Push to fit
Pin connections	Input Red and black
Standard colour	White
Nominal Power AES	40 Watts
Maximum power/program power	80 Watts
Peak power	160 Watts
Backbox	None
High Pass	75 HZ
Mounting	Butterfly locks
Tapings	Selectable 20w/10w/6w
Product Dimensions (in mm)	240 x 84
Packing Dimensions (in mm)	260 x 275, 110 x 105
Cut out dimensions (in mm)	205
Net Weight (kgs)	1.4
Shipping Weight (kgs)	1.75



MI 510

COMMERCIAL INSTALL

HARP • MI 510D

The Harp MI 510D is a two-way ceiling speaker with a 5" LF that has a coaxially mounted tweeter to provide that extra clarity. This full-range ceiling speaker is designed to provide exceptional sound reinforcement and is perfect for any public space where one needs clarity. It is easy to install and can be used to suit every background application. The LF driver is coupled with a high-frequency transducer through an optimally designed crossover that gives superb off-axis uniform coverage.

Excellent for most music and voice applications, the MI 510D is capable of delivering incredible sound without for any application. This product is equipped with moisture-resistant materials for safe use in bathrooms, kitchens, saunas, VOG for home cinemas, and under outdoor eaves. Paint them to match your décor, and they almost vanish, leaving you with nothing but a high-performance sound installation. Installation of the MI 510D is also easy—cut a hole, feed the wires, and simply drop the speaker in.

KEY FEATURES

- Compact, high performance two-way ceiling speaker
- High power 40 watt-nominal SPL 106 dB
- Frequency response from 85 Hz –to 18.5kHz
- Musically accurate with stunning vocal propagation
- Very smooth off-axis response-usable out to 110° (-6 dB)
- Fast, integral hardware

APPLICATIONS

- Distributed audio/public address system
- Component for commercial and retail
- Hotels, shopping malls
- Education and religious establishments
- Hospitals and conference rooms
- Ceiling speakers for Atmos

PRODUCT SPECIFICATIONS

MODEL	MI 510D
Type	5" Ceiling Speaker open Baffle
Frequency Response	85 Hz-18.5 kHz ± 3 dB
Drivers	LF: 1 x 61/2" (162 mm) LF + Coaxially mounted Myler HF
Sensitivity (1 W / 1 m)	89 dB
Maximum SPL	106 dB
Nominal Impedance	Selectable 8 Ohms or 70/100V line
Dispersion	110° conical
Crossover	Inbuilt 2nd order cross over
Enclosure	ABS (UV stabilized)
Finish	UV Powder coated
Protective Grill	Perforated steel
Connectors	Push to fit
Pin connections	Input Red and black
Standard colour	White
Nominal Power AES	40 Watts
Maximum power/program power	80 Watts
Peak power	160 Watts
Backbox	Yes
High Pass	75 HZ
Mounting	Butterfly locks
Tapings	Selectable 20w/10w/6w
product Dimensions (in mm)	240 x 140
Packing Dimensions (in mm)	270 x 270 x 185
Cut out dimensions (in mm)	205
Net Weight (kgs)	1.84
Shipping Weight (kgs)	2.42



MI 510D

COMMERCIAL INSTALL

HARP • MI 02

The Harp MI 02 is a tiny ceiling speaker with a 2" LF full-range driver to provide that extra vocal clarity. This full-range ceiling speaker is designed to provide clear vocal reinforcement and is perfect for situations where communication is more important than music. Featuring a powerful 2" (50 mm) transducer, it has superb off-axis uniform coverage. It blends with the interiors with seamless intelligibility.

Excellent for voice applications, MI 02 is capable of delivering clear vocals. It can be safely used in bathrooms, kitchens, saunas, and even under outdoor eaves. Installation of MI 02 is easy—cut a hole, feed the wires, and simply drop the speaker in.

KEY FEATURES

- Compact, high performance ceiling speaker.
- SPL 98 dB
- Frequency response from 200 Hz to 12 kHz
- Brilliant vocal propagation
- Very smooth off-axis response-usable out to 100° (-6 dB)
- Fast, integral hardware

APPLICATIONS

- Distributed audio
- Recommended for the use in Hotels, shopping malls, schools, hospitals and conference rooms

PRODUCT SPECIFICATIONS

MODEL	MI 02
Type	Ceiling Speaker open Baffle
Frequency Response	200 Hz-12 kHz ± 3 dB
Drivers	LF: 1 x 2" (25 mm) LF full range
Sensitivity (1 W / 1 m)	88 dB
Maximum SPL	101 dB
Nominal Impedance	Selectable 8 Ohms or 70/100V line
Dispersion	100° from central axis
Enclosure	ABS (UV stabilized)
Finish	UV Powder coated
Protective Grill	Perforated steel
Connectors	Push to fit
Pin connections	Input Red and black
Standard colour	White
Nominal Power AES	15 Watts
Maximum power/program power	30 Watts
Peak power	60 Watts
Backbox	None
High Pass	150 HZ
Mounting	Butterfly locks
Tapings	Selectable 5w/10w
Product Dimensions (in mm)	105 x 70
Packing Dimensions (in mm)	110 x 110 x 80
Cut out dimensions (in mm)	96
Net Weight (kgs)	0.460
Shipping Weight (kgs)	0.690



MI 02

COMMERCIAL INSTALL

HARP • MH 08

Harp Horn projectors are widely used in public address systems for parking areas and large outdoor spaces. These weather-proof outdoor speakers are perfect for placement in a backyard, under a ledge of the ceiling, pool areas, porches, parking lots, airports, railway stations, or any public space. In spite of its restricted frequency response, it has a greater acoustic output, which is smooth and natural. The horn is designed to increase the overall efficiency of the driving elements. A duct helps improve the coupling efficiency between the driver and the air.

PRODUCT SPECIFICATIONS

MODEL	MH 08
Frequency Response	200 Hz-10kHz \pm 3 dB
Drivers	LF: 1 x5½" (125 mm)
Sensitivity (1 W / 1 m)	93 dB
Maximum SPL	112 dB
Nominal Impedance	Selectable 8 Ohms or 70/100V line
Dispersion	70° X 70°
Enclosure	Aluminium
Protective Grill	Powder coated steel mesh
Standard Colour	White
Fittings	Mounting hole diameter
Power handling	20 watt
Rated Continuous Power AES	20 Watt
Tappings	8 ohm, 10/6watt on 100v

KEY FEATURES

- Compact, high performance
- High power 20 Watt -maximum SPL 112 dB
- Frequency response between 200 Hz and 10 kHz
- Brilliant vocal propagation
- Fast integral hardware

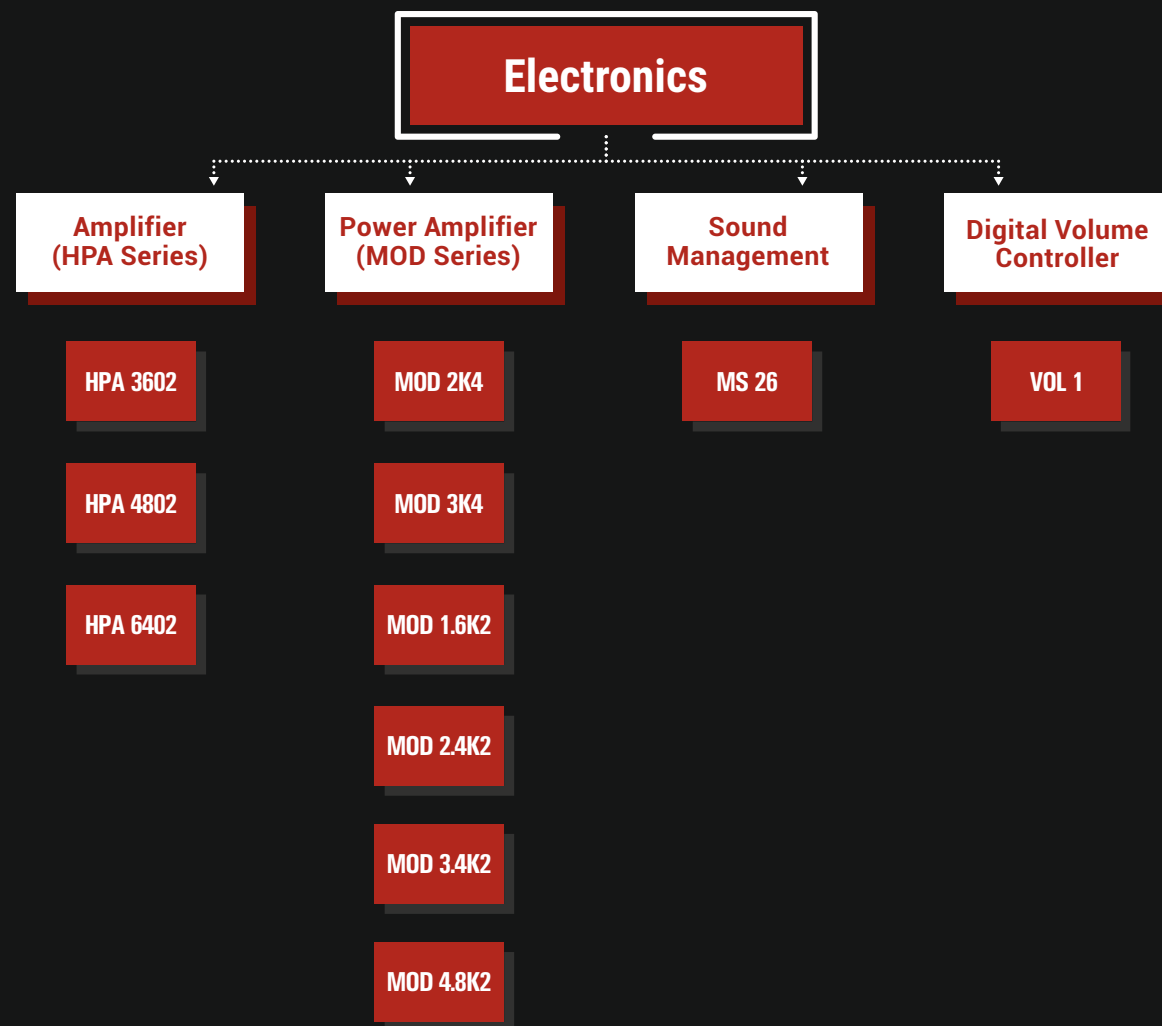
APPLICATIONS

- Public address system
- Parking lots
- Commercial and retail announcement
- religious places
- Shopping malls
- Railway stations



MH 08

ELECTRONICS



ELECTRONICS

AMPLIFIER HPA Series • HPA 3602/HPA 4802/HPA 6402



HPA Series linear power supply amplifiers

Constant innovation in the pro audio industry has led to the development of new technologies and innovations. High performance in professional loudspeakers demands an equally efficient amplification. For a sound system engineer, whether an installed sound or touring system, the only thing that matters is - the show must go on.

Reliability is the highest priority

Amplifier HPA series amplifiers are an answer for both install and touring verticals.

Design Philosophy

- Sonic performance
- Ease of Service
- Reliability

HPA series is a combination of Linear Power Supply mated with high efficiency Class-D output stage. The PCB design is fairly modular, with on-field replacements as easy as unscrewing a few fasteners, dropping in a new PCB, and you are back in business.

PRODUCT SPECIFICATIONS

MODEL NO	HPA 3602	HPA 4802	HPA 6402
Type	Class-D with Post filter feedback with Active Error Correction		
Channels	2	2	2
Continuous Average Power/Ch @ 4 Ohms [all channels driven] in watts	1200	1800	2400
Continuous Average Power/Ch @ 2 Ohms [all channels driven] in watts	1800	2400	3200
Peak Power/Ch @ 2 Ohms in watts	2000	3000	4000
Full power Frequency response	20 Hz-20 kHz		
THD @ Full power Bandwidth	<0.1%		
Signal to Noise (20hz--25Khz) 8 Ohm	100dB		
Input Sensitivity at Rated power @4 ohm	1.1V	1.4V	1.7V
Cross Talk before clip	75dB		
Voltage Gain	43X		
Damping factor 20hz to 1000hz	>1000		
Power requirement from mains			
A Current draw 1/8 power @ 4ohms [240VAC@50Hz]	5A	7.5A	10A
Input impedance	10K		
Input clip setting	10V RMS		

KEY FEATURES

- Robust high current CLASS D amplifier
- Sturdy 2U chassis size
- Stable to 1 ohm.
- Full power bandwidth 10hz-20 kHz.
- Reliable Toroidal linear power supply. 1500
- Damping factor > 1000

APPLICATIONS

- Live sound, stage monitoring, permanent installation
- Stereo, bi/tri-amped general applications



HPA 3602



HPA 6402



HPA 4802

ELECTRONICS

POWER AMPLIFIER MOD Series • MOD 2K4/MOD 3K4/MOD 1.6K2



MOD series liner power supply amplifiers

To ensure a transparent and sonically neutral audio experience, the MOD series has been painstakingly innovated. Constant up-gradation in technology in the pro-audio industry has resulted in the creation of new technologies and improved amplifier performance through efficient circuits and components. The MOD is one of the first pro-audio amplifiers in the world to use Silicon Carbide Mosfets [SiC MOS], which have extremely low switching loss and result in highly efficient amplifiers with large dynamic headroom.

Range

Power Amplifier MOD SERIES amplifiers are designed to be installed and used in touring applications. It has total 5 models having 2 and 4 channel options.

Four-Channel Models: MOD 2K4 and MOD 3K4

Two-Channel Models: MOD 1.6K2

Design Philosophy

- Sonic performance
- Ease of Service
- Reliability

The MOD Series is a hybrid of linear power supplies and high-efficiency Class-D output stages. The PCBs are modular in assembly, and on-field replacements are as simple as unscrewing a few fasteners, dropping in a new PCB, and you're back in business.

PRODUCT SPECIFICATIONS

MODEL NO	MOD 2K4	MOD 3K4	MOD 1.6K2
No of channels	4	4	2
Power / channel	All channels driven		
2 Ohms	800	1200	800
4 Ohms	800	1200	800
8 Ohms	500	800	500
Input Sensitivity @4 ohms	1.42 V	1.73 V	1.42 V
Gain			
Distortion : 20 Hz-20 kHz : 2 dB	0.10%	0.10%	0.10%
Slew Rate	30 V/μs	35 V/μs	30 V/μs
Frequency Response : +0/-1dB	20-20k		
SNR	100 dB		
Max Input : RMS	10 V		
Input Impedance : Ohms	10 k		
Damping Factor : 8 ohms : 100Hz	1500		
Output Circuitry	class - D		
Connector : Input / Link :	XLR		
Connector : Output	Speak on		
Controls : Front	level		
Controls : Rear	mono / stereo & standby		
Indicators	signal, limit, standby		
Protection	over current, over temperature, mismatched loads, over voltage		
Cooling : 2 X Fans	Temperature controlled 2-step speed fans		
Mains Operating Range	170-260 VAC		
Mains Cable	fixed 1meter in length		
Dimensions : W x D x H : (in mm)	486 X 487 X 120		
Weight : Net (kgs)	22.65	26.76	18.37
Weight : including packing Net (kgs)	25.06	29.14	20.73

KEY FEATURES

- 2.5U height
- Stable to 1 Ohm
- Full power bandwidth of 20hz-20khz
- 50A Speakon Connectors are used
- The Damping Factor is in excess of 1500

APPLICATIONS

- Auditoriums
- Wellness Centres
- Religious Places
- Hospitality
- Homes



MOD 2K4



MOD 3K4



MOD 1.6K2

ELECTRONICS

POWER AMPLIFIER MOD Series • MOD 2.4K2/MOD 3.4K2/MOD 4.8K2



MOD series liner power supply amplifiers

To ensure a transparent and sonically neutral audio experience, the MOD series has been painstakingly innovated. Constant up-gradation in technology in the pro-audio industry has resulted in the creation of new technologies and improved amplifier performance through efficient circuits and components. The MOD is one of the first pro-audio amplifiers in the world to use Silicon Carbide Mosfets [SiC MOS], which have extremely low switching loss and result in highly efficient amplifiers with large dynamic headroom.

Range

Power Amplifier MOD SERIES amplifiers are designed to be installed and used in touring applications. It has total 5 models having 2 and 4 channel options.

Two- Channel Models: MOD 2.4K2, MOD 3.4K2 and MOD 4.8K2

Design Philosophy

- Sonic performance
- Ease of Service
- Reliability

The MOD Series is a hybrid of linear power supplies and high-efficiency Class-D output stages. The PCBs are modular in assembly, and on-field replacements are as simple as unscrewing a few fasteners, dropping in a new PCB, and you're back in business.

PRODUCT SPECIFICATIONS

MODEL NO	MOD 2.4K2	MOD 3.4K2	MOD 4.8K2
No of channels	2	2	2
Power / channel	All channels driven		
2 Ohms	1200	1700	2400
4 Ohms	1200	1700	2400
8 Ohms	900	1000	1700
Input Sensitivity @4 ohms	1.42 V	1.73 V	2.10 V
Gain			
Distortion : 20 Hz-20 kHz : 2 dB	0.10%	0.10%	0.15%
Slew Rate	30 V/μs	35 V/μs	35 V/μs
Frequency Response : +0/-1dB	20-20k		
SNR	100 dB		
Max Input : RMS	10 V		
Input Impedance : Ohms	10 k		
Damping Factor : 8 ohms : 100Hz	1500		
Output Circuitry	class - D		
Connector : Input / Link :	XLR		
Connector : Output	Speak on		
Controls : Front	level		
Controls : Rear	mono / stereo & standby		
Indicators	signal, limit, standby		
Protection	over current, over temperature, mismatched loads, over voltage		
Cooling : 2 X Fans	Temperature controlled 2-step speed fans		
Mains Operating Range	170-260 VAC		
Mains Cable	fixed 1meter in length		
Dimensions : W x D x H : (in mm)	486 X 487 X 120	486 X 487 X 120	486 X 527 X 120
Weight : Net (kgs)	20.81	24.94	32.00
Weight : including packing Net (kgs)	23.19	27.30	34.00

KEY FEATURES

- 2.5U height
- Stable to 1 Ohm
- Full power bandwidth of 20hz-20khz
- 50A Speakon Connectors are used
- The Damping Factor is in excess of 1500

APPLICATIONS

- Auditoriums
- Wellness Centres
- Religious Places
- Hospitality
- Homes



MOD 2.4K2



MOD 3.4K2



MOD 4.8K2

Sound Management MS 26 is a digital audio loudspeaker management system with 2 inputs and 6 outputs, USB interface and a provision for 2 remote volume controls. Ports (0-10VDC)

KEY FEATURES

- 2 inputs x 6 outputs audio processor
- All inputs and outputs are balanced
- Control and mute buttons on the front panel
- Polarity in each input and output
- 4 parametric EQ filters per input
- 8 parametric EQ filters per output

APPLICATIONS

- Live sound, stage monitoring, permanent installation
- Stereo, bi/tri-amped general applications

PRODUCT SPECIFICATIONS

MODEL	MS 26
INPUT	
Sensitivity	0dBV
Input Impedance	>20k; electronically balanced
CMRR	>55dB (20Hz ÷ 20kHz)
Input Connectors	XLR female
Input Delay/ step	1seg/20, 8µs

OUTPUT	
Nominal Output Level	0dBV
Output Impedance	300 ohm balanced
Output Connectors A/D &D/A	XLR3 male 24 Bit/48kHz
Frequency Response	10Hz to ~20kHz
Output Noise Floor (FFT)	< -115dB (From 20Hz to 20kHz)
THD + Noise	<0.0028% (1kHz, 1Vrms)
Crosstalk	>95dB, 40Hz ÷ 20KHz
Output Delay/ step	1seg/20, 8µs

PARAMETRIC EQ	
Input	4 per Channel
Output	8 per Channel
Type	Q - 03 to 200
	Low and high shelf 6/12dB/oct
	Low and high pass 6/12dB/oct
	All pass 1 or 2

FILTER	
Input	6, 12, 18, 24 or 48dB /Octave (Filter Type Dependant)
Output	Linkwitz-Riley, Butterworth or Bessel
Type	-60dB +12dB step 0.1 dB

COMPRESSOR LIMITER	
Threshold	-36 / +12dBV
Attack Time	0.1 to 500ms
Release Time	1 to 5s
Ratio	1:1 to ∞ :1

MAINS	
Voltage	90 ÷ 264VAC 50/60 Hz
Power Consumption	25VA

PACKING	
Dimensions (W X H X D)	484 x 44 x 122 mm
Weight	1.8 Kg



MS 26

ELECTRONICS

DIGITAL VOLUME CONTROLLER • VOL 1

It finds its use to remotely control the gain of an amplifier, a mixer, or a DSP unit. The CSC VOL 1 module accepts an RJ 45 connector and digitally controls the gain of a system remotely. Being a Self-powered 0-10V hard-wired remote control unit relies on power supplied through its RJ 45 connector. It attenuates gain from 0 to 10 VDC.

KEY FEATURES

- Input: RJ 45
- Control interface: Two up and down push buttons for gain control
- Indication: Power status LED
- Designed to accept RJ 45 interface that supports DC volume control between 0 and 10 volt
- Suitable for use with the CSC DSP processors or any other remote volume interface which accepts 0-10 VDC
- Self-powered, does not require a separate power source

PRODUCT SPECIFICATIONS

MODEL	VOL 1
Control port	RJ 45
Control interface	2 Tactile push buttons for volume up & down
Display	LED display for power on status
Number/type	1 control voltage thru RJ 45
Connectors	RJ45
Product weight (kgs)	0.510
Shipping weight (kgs)	0.680

GENERAL

Power	
Input	Self Powered
Temperature/humidity	10 VDC, 50 mA Storage: 20 to +70 °C / 10% to 90%, non condensing Operating: 0 to +50 °C / 10% to 90%, non condensing
Cooling	Convection, no vents
Mounting	Wall mount with back box
Enclosure type	Powder coated MS with aluminum front plate
Back box dimensions	75 x 75 x 50 mm (Lx Wx D)
Front Plate dimensions	85 x 85 x 6 mm (Lx Wx thickness)
Shipping dimensions	90 x 90 x 60 mm
Master packing	6/8 units
Master Packing weight	2500/3200 gms
Safety	CE
Compliance	CE
Warranty	3 years for parts and labor



VOL 1

European Sales:

Schwabacher Str. 512,
90763 Fürth, Germany
Tel : +49/(0)911-801 9273-0
DW : +49/(0)911-801 9273-1
Fax : +49/(0)911-801 9273-9
Email - daniel@cscaudio.co.uk
info@cscaudio.co.uk

Asian Sales:

S.C.O. 1,2,3 Level-IV
(Opposite Hyatt Centric)
Sector 17-D, Chandigarh,
160017 India
Email - info@cscaudio.co.uk

