

CB 215s

GENERAL DESCRIPTION

Contrabass CB 215s is a dual, 15" (375 mm), 1000 Watt sub-woofer employing an industry standard 4" (100 mm) voice coil for its driver. For installation use, CB 215s is a perfect combination of size and power, and it is ideal for powerful venues where one needs power and has restricted floor space.

The subs can be mounted on the ceiling, kept next to a wall or under a stage. It complements all the Cello series tops, adding significantly more bass energy and body to the sound, while improving the mid clarity by taking the stress away from the smaller mid drivers on the main cabinets.

For demanding applications, the CSC Maestro MS 26 controller is configured to perform and its EQ and limiter functions are preloaded in the controller. CC 8, CF 10, CF 12, CF 15, CF 12h are a perfect match for CB 215s.



FEATURES

- ✓ Low-profile, high-performance, band-pass dual 15" subwoofer
- ✓ Easy and fast to install
- ✓ Can retrofit in an existing venue
- ✓ Rubber Feet

SYSTEM APPLICATIONS

- ✓ Auditoriums
- ✓ Largeconcerts and live performances
- ✓ Nightclubs
- ✓ Lounges and bars
- ✓ Places of worship

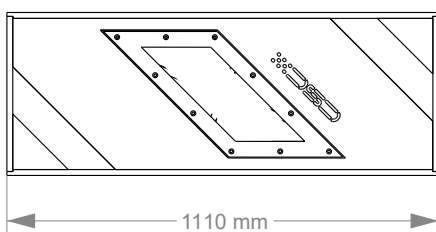
SYSTEM SPECIFICATIONS

Type	Compact, band pass sub-bass system
Frequency Response (1)	45 Hz-150 Hz \pm 3 dB
Drivers	LF: 2 x 15" (375 mm) with a 4" (100 mm) voice coil
Recommended Amplifier Upto	2400 Watts
Sensitivity (1 Watt/1 metre)	100 dB
Maximum SPL (9)	130 dB continuous, 136 dB Max
Nominal Impedance	4 Ohms
Dispersion	Omni
Crossover	100 Hz active / passive low pass filter
Enclosure	Baltic birch plyt
Finish	Textured black paint
Protective Grille	None
Connectors	2 x Neutrik NL4
Pin Connections	Input \pm 1, Link through: \pm 2
Standard Colours	Black
Fittings	Integral feet
Dimensions - Product	(W) 1110 mm x (H) 426 mm x (D) 640 mm
Dimensions - Including packing	(W) 1113 mm x (H) 448 mm x (D) 666 mm
Horn	NA
Rated Continuous Power AES	1000 Watts
Rated Maximum Power/Program Power	2400 Watts
Peak Power	4800 Watts
Accessories	NA
Net weight	65 kgs
Shipping Weight	70 kgs

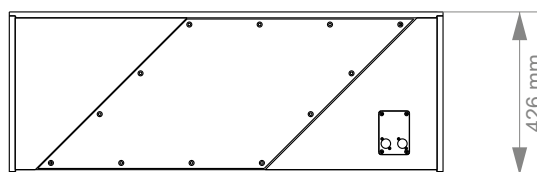
Sub-woofers measured at half space @ 1 watt/1 meter using band limited pink noise. In the endeavour to continuously improve the product with design refinements introduced into existing products. Any current CSC product may differ in some respect from its published description. However this will always equal or exceed the original design specifications. Every CSC product is built to the highest standards and tested to ensure that it meets the performance criteria specified.

SAFETY INSTRUCTIONS

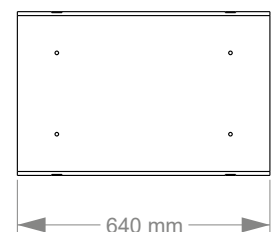
- ÿ When flying speakers, appropriate hardware and techniques must be employed for safely suspending the enclosures.
- ÿ Ensure all instructions that appear on specific loudspeaker datasheets are followed.
- ÿ All speaker hardware and flying apparatus must be regularly inspected for any visual or mechanical failure.
- ÿ Leave adequate distance between speakers and the audience. Refer to your local authority for Health and Safety guidance when using loudspeaker systems.
- ÿ The CSC digital controller should only be programmed by a CSC authorized technician. Do not use CSC loudspeaker systems without the correct controller and the program. If a system fails due to incorrect controller use, warranty is void.
- ÿ Protect your speakers and electronics from exposure to humidity, water or rain.
- ÿ CSC loudspeakers and electronics are covered against defects in workmanship or materials for a period of two years from the original date of purchase. The CSC warranty **does not cover** any item which in CSC's opinion has failed due to user abuse, accident, modifications.
- ÿ The defective item will be repaired/replaced with no charge for materials or labour. However the item should be adequately packed and dispatched, pre-paid, to a CSC authorized distributor/service center.



Front View



Rear View



Side View