



## CELLO SERIES CF 12

Compact Design, Massive Impact: Loudspeakers that Deliver

The CF 12 is a robust two-way passive loudspeaker designed for versatile reinforcement in installation and mobile applications. It houses a 12" LF driver with a 1" compression driver on a 1.7" voice coil, mounted on a 60° x 50° rotatable horn, allowing for horizontal or vertical orientation.

Its Baltic birch construction ensures strength and

reduced heat build-up while maintaining fast response. With a transparent, uncoloured sound profile, it adapts to environments from clubs and theatres to critical listening rooms.

Compact and adaptable, the CF 12 also serves as a stage monitor, providing performers with clear, controlled mixes in live performance settings.

### KEY FEATURES

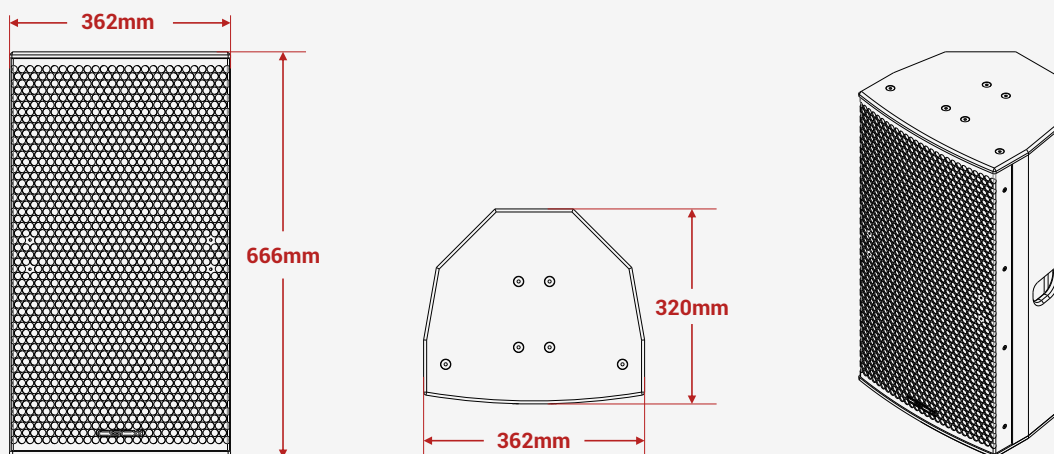
- Compact, two-way system
- 60° x 50° horn
- Mounting points behind the cabinet
- Large port behind the cabinet
- Can double as a stage monitor & top hat

### SYSTEM APPLICATIONS

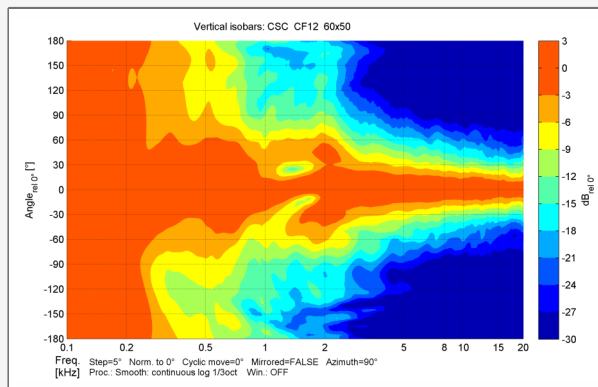
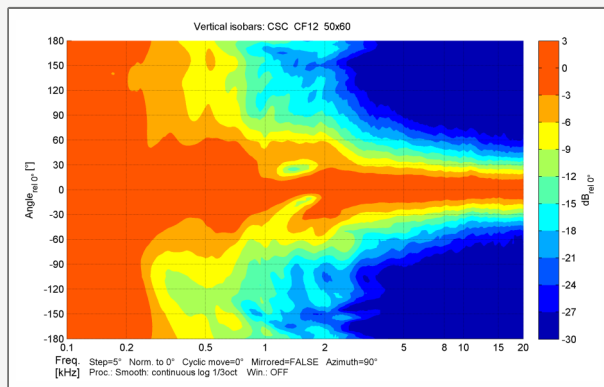
- A/V applications and presentations
- Live performances
- Clubs reinforcement
- Stage monitoring
- Convention centres
- Auditoriums
- Places of worship
- Ideal for installation and mobile use

MODEL NO	CF 12
Type	Compact two way full range
Frequency Response (1)	65 Hz-19.5 kHz $\pm$ 3 dB
Drivers	LF: 12" (300 mm) with a 3" (77 mm) voice coil, HF: 1" (25 mm) compression driver with a 1.7" (77 mm) voice coil
Recommended Amplifier Upto	1000 watt
Sensitivity (1 W / 1 m)	98 dB
Maximum SPL (9)	124 dB continuous, 130 dB Max
Nominal Impedance	8 ohms
Dispersion	60° x 50°
Crossover	HPF 55 Hz full range / 100 Hz with sub
Enclosure	Baltic birch ply
Finish	Non-toxic Textured black paint
Protective Grill	Perforated steel
Connectors	2 x Neutrik NL4
Pin Connections	Input: $\pm$ 1, Link through: $\pm$ 2
Standard Colours	Black
Fittings	Rear/ Top standard mounting points, Top hat
Horn	Rotatable
Nominal/ AES Power	500 watts / 60 watts
Maximum/ Continuous/ Program Power	1000 watts / 120 watts
Peak Power	2000 watts / 240 watts
Accessories	Wall / ceiling mount bracket, Extension pipe
Dimensions - Product (in mm)	(W) 362 x (H) 666 x (D) 320
Dimensions - Including packing (in mm)	(W) 430 x (H) 725 x (D) 390
Net Weight (kgs)	27
Shipping Weight (kgs)	29

Mid highs measured on-axis in full space @ one watt/1-meter using band-limited pink noise in the en-deavour to continuously improve the product with design refinements introduced into existing products. Any current CSC product may differ in some respect from its published description. However, this will always equal or exceed the original design specifications. Every CSC Product is built to the highest standards and tested to ensure that it meets the performance criteria specified.

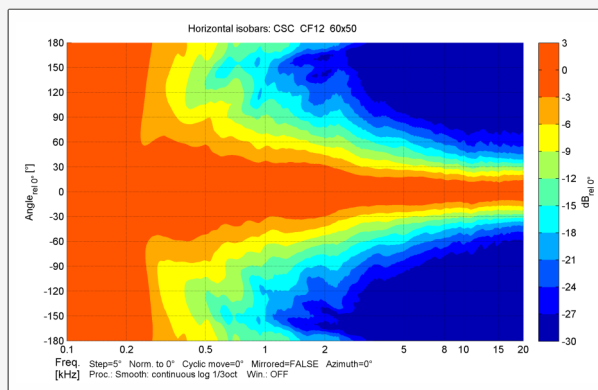
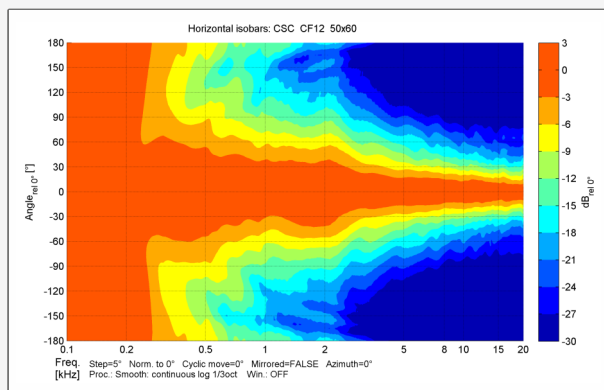


## Vertical Polar Coverage (-6 dB)



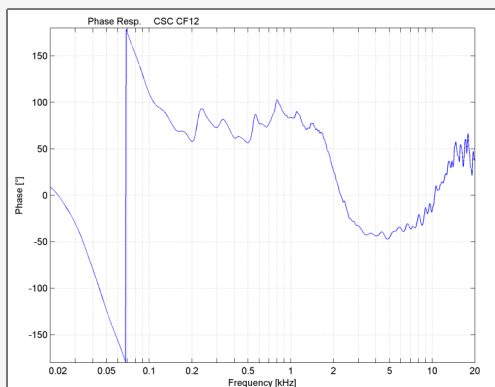
Maintains precise 50-degree vertical control from 1000 Hz onwards.

## Horizontal Polar Coverage (-6 dB)



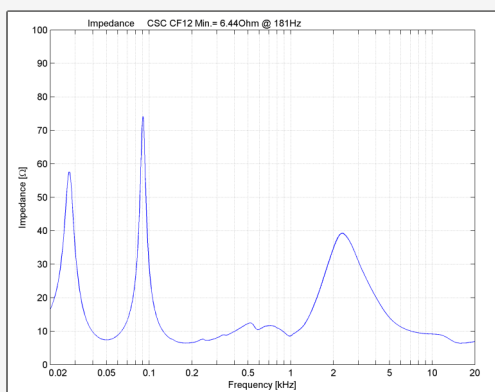
Narrow and smooth horizontal coverage from 500 Hz onwards with an average 60 degrees dispersion up to 10 kHz.

## Phase Response



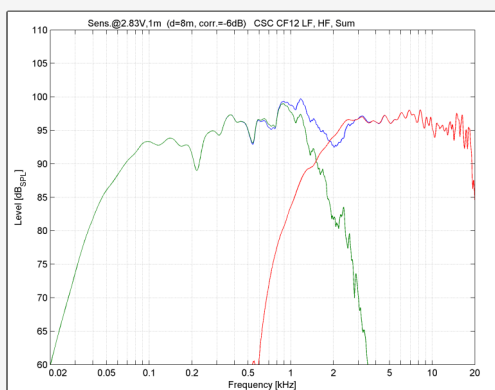
Smooth response yields minimal phase distortion, enhancing clarity for both music and speech.

## Impedance Plot



8-ohm impedance supports flexible amplifier configuration and stable load across usage scenarios.

## Frequency Response (Crossover Split)



Extended response from 65 Hz to 18.5 kHz with efficient LF-HF crossover transition for impactful delivery.